

2022 Annual Agency Profile - Dodge County Transit (NTD ID 40956)

Mailing Address: 5016 COURTHOUSE CIR
EASTMAN, GA 31023-5867

Website: <https://www.mgcaa.org/transportation>

Service Consumed

Annual Unlinked Trips (UPT) 10,305

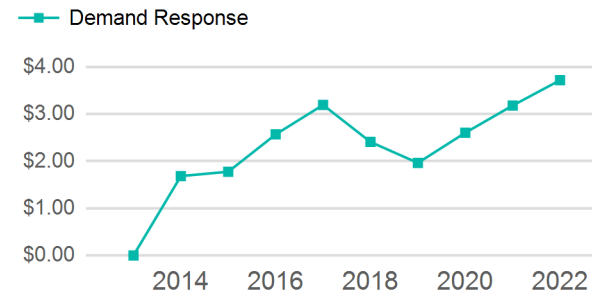
Assets

Revenue Vehicles 3
Service Vehicles 0
Facilities 0

Service Supplied

Annual Vehicle Revenue Miles (VRM) 51,602
Annual Vehicle Revenue Hours (VRH) 4,788
Vehicles Operated in Maximum Service (VOMS) 3

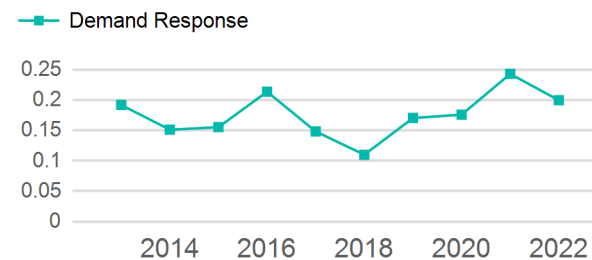
Operating Expenses per Vehicle Revenue Mile



Modal Characteristics

Mode	Annual Unlinked Passenger Trips	Directly Operated VOMS	Purchased Transportation VOMS	Annual Vehicle Revenue Miles	Annual Vehicle Revenue Hours
Demand Response	10,305	0	3	51,602	4,788
Total	10,305	0	3	51,602	4,788

Unlinked Passenger Trip per Vehicle Revenue Mile



Metrics

Mode	Service Efficiency		Service Effectiveness		
	OE per VRM	OE per VRH	UPT per VRM	UPT per VRH	OE per UPT
Demand Response	\$3.72	\$40.07	0.2	2.2	\$18.62
Total	\$3.72	\$40.07	0.2	2.2	\$18.62

2022 Annual Agency Profile - Dodge County Transit (NTD ID 40956)

2022 Funding Breakdown

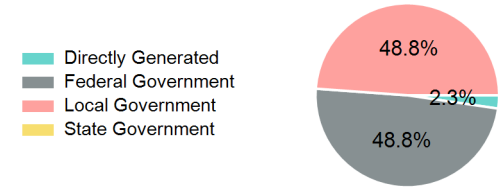
Summary of Operating Expenses (OE)

Mode	Operating Expenses	Fare Revenues
Demand Response	\$191,854	\$4,432
Total	\$191,854	\$4,432

Sources of Operating Funds Expended

Directly Generated	\$4,432
Federal Government	\$93,708
Local Government	\$93,714
State Government	\$0
Total Operating Funds Expended	\$191,854

Operating Funding Sources



Capital Funding Sources

Sources of Capital Funds Expended

Directly Generated	\$0
Federal Government	\$0
Local Government	\$0
State Government	\$0
Total Capital Funds Expended	\$0



2022 Asset Management

Transit Asset Management (TAM) Tier	Tier II	TAM Sponsor NTD ID	4R03
--	---------	---------------------------	------

Metrics

2022 Performance Measure - Asset - 2023 Target (% not in State of Good Repair)

Equipment - Automobiles - 10%
Equipment - Trucks and other Rubber Tire Vehicles - 10%
Facility - Administrative / Maintenance Facilities - 25%
Facility - Passenger / Parking Facilities - 10%
Rolling Stock - AO - Automobile - 10%
Rolling Stock - BU - Bus - 12%
Rolling Stock - CU - Cutaway - 53%
Rolling Stock - MV - Minivan - 10%
Rolling Stock - SB - School Bus - 25%
Rolling Stock - VN - Van - 10%

Mode	Average Fleet Age in Years
Demand Response	3.7