

2022 Annual Agency Profile - Municipality of Orocovis (NTD ID 40958)

Mailing Address: 10 CALLE MUNOZ RIVERA
OROCOVIS, PR 00720-4419

Website: <https://act.dtop.pr.gov>

Geographic Coverage

Primary Urbanized/Rural Area San Juan, PR
Service Area Population 21,434
Service Area Sq. Miles 64
Other Areas Served:

Service Consumed

Annual Unlinked Trips (UPT) 5,189

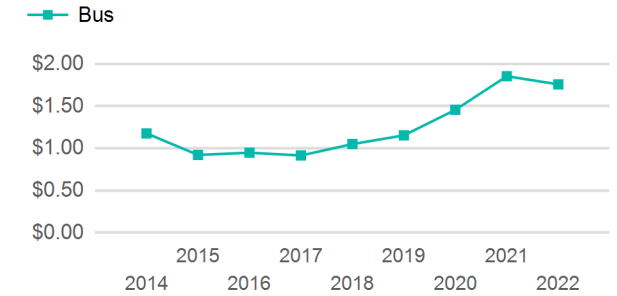
Assets

Revenue Vehicles 2
Service Vehicles 0
Facilities 0

Service Supplied

Annual Vehicle Revenue Miles (VRM) 13,489
Annual Vehicle Revenue Hours (VRH) 1,506
Vehicles Operated in Maximum Service (VOMS) 2

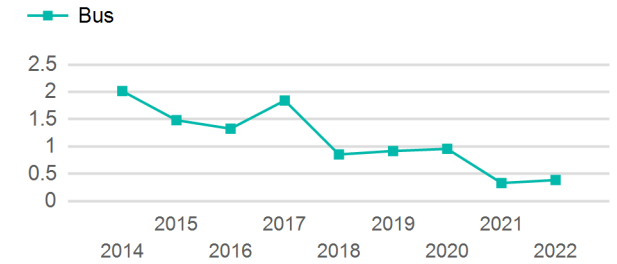
Operating Expenses per Vehicle Revenue Mile



Modal Characteristics

Mode	Annual Unlinked Passenger Trips	Directly Operated VOMS	Purchased Transportation VOMS	Annual Vehicle Revenue Miles	Annual Vehicle Revenue Hours
Bus	5,189	2	0	13,489	1,506
Total	5,189	2	0	13,489	1,506

Unlinked Passenger Trip per Vehicle Revenue Mile



Metrics

Service Efficiency

Service Effectiveness

Mode	OE per VRM	OE per VRH	UPT per VRM	UPT per VRH	OE per UPT
Bus	\$3.51	\$31.48	0.4	3.4	\$9.14
Total	\$3.51	\$31.48	0.4	3.4	\$9.14

2022 Annual Agency Profile - Municipality of Orocovis (NTD ID 40958)

2022 Funding Breakdown

Summary of Operating Expenses (OE)

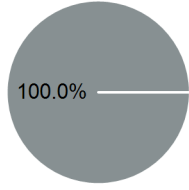
Sources of Operating Funds Expended

Operating Funding Sources

Mode	Operating Expenses	Fare Revenues
Bus	\$47,411	\$0
Total	\$47,411	\$0

Directly Generated	\$0
Federal Government	\$47,411
Local Government	\$0
State Government	\$0
Total Operating Funds Expended	\$47,411

- Directly Generated
- Federal Government
- Local Government
- State Government



Capital Funding Sources

Sources of Capital Funds Expended

- Directly Generated
- Federal Government
- Local Government
- State Government

Directly Generated	\$0
Federal Government	\$0
Local Government	\$0
State Government	\$0
Total Capital Funds Expended	\$0

2022 Asset Management

Transit Asset Management (TAM) Tier: Tier II TAM Sponsor NTD ID: 4R09

Metrics

2022 Performance Measure - Asset - 2023 Target (% not in State of Good Repair)	Mode	Average Fleet Age in Years
	Bus	5.0