

# 2022 Annual Agency Profile - Washington County (NTD ID 40959)

**Mailing Address:** 120 ADAMS ST  
PLYMOUTH, NC 27962-1341

**Website:** <http://www.washconc.org>

## Service Consumed

Annual Unlinked Trips (UPT) 6,547

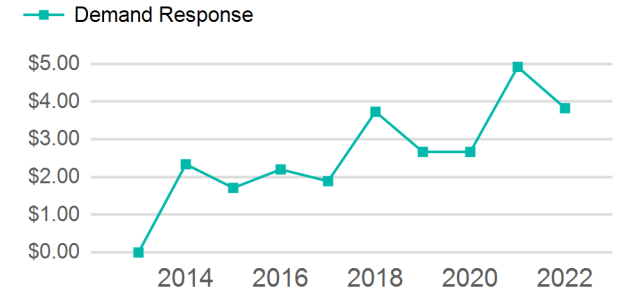
## Assets

Revenue Vehicles 9  
Service Vehicles 0  
Facilities 0

## Service Supplied

Annual Vehicle Revenue Miles (VRM) 100,163  
Annual Vehicle Revenue Hours (VRH) 5,327  
Vehicles Operated in Maximum Service (VOMS) 5

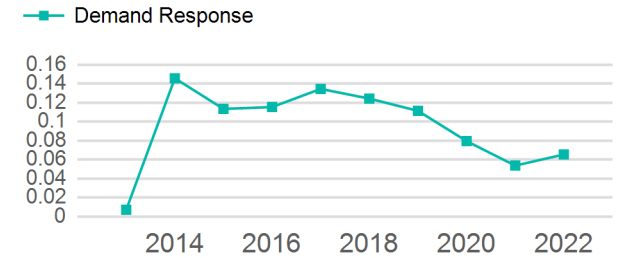
## Operating Expenses per Vehicle Revenue Mile



## Modal Characteristics

Mode	Annual Unlinked Passenger Trips	Directly Operated VOMS	Purchased Transportation VOMS	Annual Vehicle Revenue Miles	Annual Vehicle Revenue Hours
Demand Response	6,547	5	0	100,163	5,327
<b>Total</b>	<b>6,547</b>	<b>5</b>	<b>0</b>	<b>100,163</b>	<b>5,327</b>

## Unlinked Passenger Trip per Vehicle Revenue Mile



Mode	Service Efficiency		Service Effectiveness		
	OE per VRM	OE per VRH	UPT per VRM	UPT per VRH	OE per UPT
Demand Response	\$3.83	\$71.95	0.1	1.2	\$58.55
<b>Total</b>	<b>\$3.83</b>	<b>\$71.95</b>	<b>0.1</b>	<b>1.2</b>	<b>\$58.55</b>

# 2022 Annual Agency Profile - Washington County (NTD ID 40959)

## 2022 Funding Breakdown

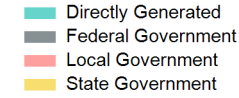
### Summary of Operating Expenses (OE)

Mode	Operating Expenses	Fare Revenues
Demand Response	\$383,300	\$630
<b>Total</b>	<b>\$383,300</b>	<b>\$630</b>

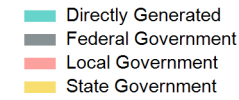
### Sources of Operating Funds Expended

Directly Generated	\$35,169
Federal Government	\$69,915
Local Government	\$151,332
State Government	\$126,884
<b>Total Operating Funds Expended</b>	<b>\$383,300</b>

### Operating Funding Sources



### Capital Funding Sources



### Sources of Capital Funds Expended

Directly Generated	\$0
Federal Government	\$14,405
Local Government	\$1,802
State Government	\$1,800
<b>Total Capital Funds Expended</b>	<b>\$18,007</b>

## 2022 Asset Management

<b>Transit Asset Management (TAM) Tier</b>	Tier II	<b>TAM Sponsor NTD ID</b>	4R06
--	---------	---------------------------	------

### Metrics

#### 2022 Performance Measure - Asset - 2023 Target (% not in State of Good Repair)

- Equipment - Automobiles - 20%
- Equipment - Trucks and other Rubber Tire Vehicles - 20%
- Facility - Administrative / Maintenance Facilities - 20%
- Facility - Passenger / Parking Facilities - 20%
- Rolling Stock - BU - Bus - 20%
- Rolling Stock - CU - Cutaway - 20%
- Rolling Stock - FB - Ferryboat - 20%
- Rolling Stock - MV - Minivan - 20%
- Rolling Stock - OR - Other - 20%
- Rolling Stock - SB - School Bus - 20%
- Rolling Stock - SV - Sports Utility Vehicle - 20%
- Rolling Stock - VN - Van - 20%

Mode	Average Fleet Age in Years
Demand Response	5.3