

# 2022 Annual Agency Profile - Bamberg County Office On Aging (NTD ID 40974)

**Mailing Address:** 498 Log Branch Road  
Bamberg, SC 29003

**Website:** <http://www.bcoa.org>

## Service Consumed

Annual Unlinked Trips (UPT) 54,408

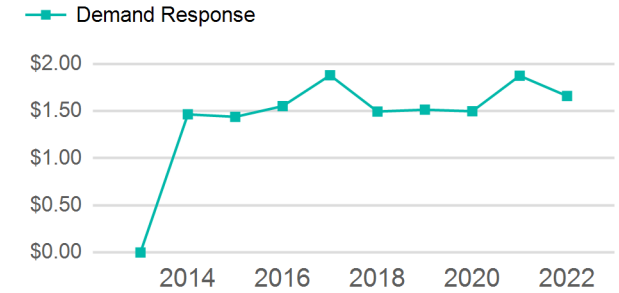
## Assets

Revenue Vehicles 28  
Service Vehicles 0  
Facilities 0

## Service Supplied

Annual Vehicle Revenue Miles (VRM) 1,046,144  
Annual Vehicle Revenue Hours (VRH) 32,591  
Vehicles Operated in Maximum Service (VOMS) 26

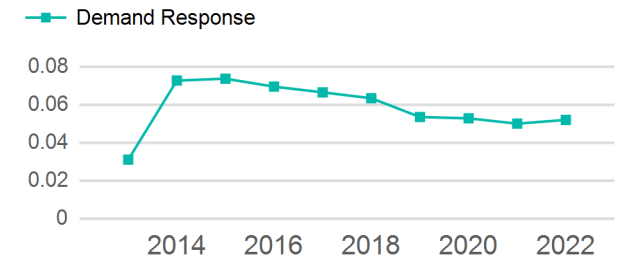
## Operating Expenses per Vehicle Revenue Mile



## Modal Characteristics

Mode	Annual Unlinked Passenger Trips	Directly Operated VOMS	Purchased Transportation VOMS	Annual Vehicle Revenue Miles	Annual Vehicle Revenue Hours
Demand Response	54,408	26	0	1,046,144	32,591
<b>Total</b>	<b>54,408</b>	<b>26</b>	<b>0</b>	<b>1,046,144</b>	<b>32,591</b>

## Unlinked Passenger Trip per Vehicle Revenue Mile



Mode	Service Efficiency		Service Effectiveness		
	OE per VRM	OE per VRH	UPT per VRM	UPT per VRH	OE per UPT
Demand Response	\$1.66	\$53.26	0.1	1.7	\$31.90
<b>Total</b>	<b>\$1.66</b>	<b>\$53.26</b>	<b>0.1</b>	<b>1.7</b>	<b>\$31.90</b>

# 2022 Annual Agency Profile - Bamberg County Office On Aging (NTD ID 40974)

## 2022 Funding Breakdown

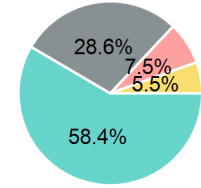
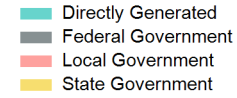
### Summary of Operating Expenses (OE)

Mode	Operating Expenses	Fare Revenues
Demand Response	\$1,735,712	\$1,012,076
<b>Total</b>	<b>\$1,735,712</b>	<b>\$1,012,076</b>

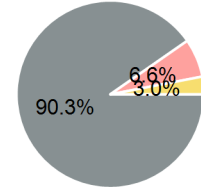
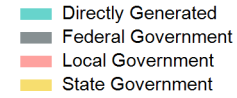
### Sources of Operating Funds Expended

Directly Generated	\$1,014,164
Federal Government	\$496,316
Local Government	\$130,098
State Government	\$95,134
<b>Total Operating Funds Expended</b>	<b>\$1,735,712</b>

### Operating Funding Sources



### Capital Funding Sources



### Sources of Capital Funds Expended

Directly Generated	\$0
Federal Government	\$89,088
Local Government	\$6,534
State Government	\$3,000
<b>Total Capital Funds Expended</b>	<b>\$98,622</b>

## 2022 Asset Management

<b>Transit Asset Management (TAM) Tier</b>	Tier II	<b>TAM Sponsor NTD ID</b>	4R07
--	---------	---------------------------	------

### Metrics

#### 2022 Performance Measure - Asset - 2023 Target (% not in State of Good Repair)

Equipment - Automobiles - 30%
Equipment - Trucks and other Rubber Tire Vehicles - 30%
Facility - Administrative / Maintenance Facilities - 0%
Facility - Passenger / Parking Facilities - 0%
Rolling Stock - BR - Over-the-road Bus - 15%
Rolling Stock - BU - Bus - 15%
Rolling Stock - CU - Cutaway - 30%
Rolling Stock - MV - Minivan - 0%
Rolling Stock - VN - Van - 20%

Mode	Average Fleet Age in Years
Demand Response	5.1