

2022 Annual Agency Profile - Generations Unlimited (NTD ID 41002)

Mailing Address: 10915 ELLENTON ST
BARNWELL, SC 29812-7305

Website: <https://generationsunlimited.org/>

Service Consumed

Annual Unlinked Trips (UPT) 41,632

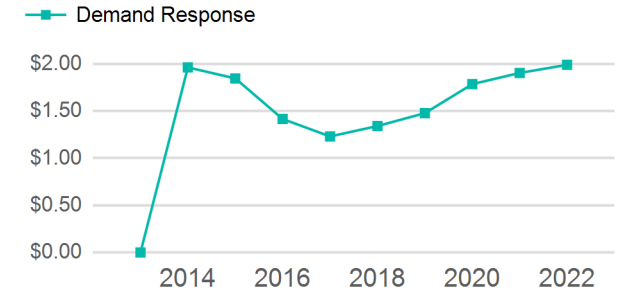
Service Supplied

Annual Vehicle Revenue Miles (VRM) 552,341

Annual Vehicle Revenue Hours (VRH) 25,074

Vehicles Operated in Maximum Service (VOMS) 16

Operating Expenses per Vehicle Revenue Mile



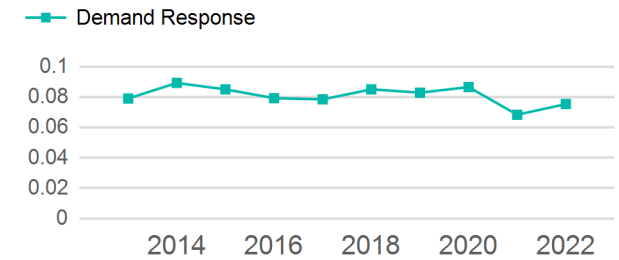
Assets

Revenue Vehicles 24
Service Vehicles 0
Facilities 0

Modal Characteristics

Mode	Annual Unlinked Passenger Trips	Directly Operated VOMS	Purchased Transportation VOMS	Annual Vehicle Revenue Miles	Annual Vehicle Revenue Hours
Demand Response	41,632	16	0	552,341	25,074
Total	41,632	16	0	552,341	25,074

Unlinked Passenger Trip per Vehicle Revenue Mile



Metrics

Mode	Service Efficiency		Service Effectiveness		
	OE per VRM	OE per VRH	UPT per VRM	UPT per VRH	OE per UPT
Demand Response	\$1.99	\$43.83	0.1	1.7	\$26.40
Total	\$1.99	\$43.83	0.1	1.7	\$26.40

2022 Annual Agency Profile - Generations Unlimited (NTD ID 41002)

2022 Funding Breakdown

Summary of Operating Expenses (OE)

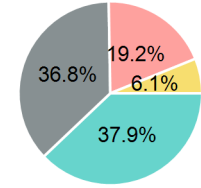
Mode	Operating Expenses	Fare Revenues
Demand Response	\$1,098,957	\$413,762
Total	\$1,098,957	\$413,762

Sources of Operating Funds Expended

Directly Generated	\$416,762
Federal Government	\$404,456
Local Government	\$210,500
State Government	\$67,239
Total Operating Funds Expended	\$1,098,957

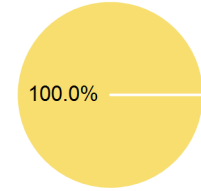
Operating Funding Sources

■ Directly Generated
■ Federal Government
■ Local Government
■ State Government



Capital Funding Sources

■ Directly Generated
■ Federal Government
■ Local Government
■ State Government



Sources of Capital Funds Expended

Directly Generated	\$0
Federal Government	\$0
Local Government	\$0
State Government	\$22,548
Total Capital Funds Expended	\$22,548

2022 Asset Management

Transit Asset Management (TAM) Tier	Tier II	TAM Sponsor NTD ID	4R07
--	---------	---------------------------	------

Metrics

2022 Performance Measure - Asset - 2023 Target (% not in State of Good Repair)

Equipment - Automobiles - 30%
 Equipment - Trucks and other Rubber Tire Vehicles - 30%
 Facility - Administrative / Maintenance Facilities - 0%
 Facility - Passenger / Parking Facilities - 0%
 Rolling Stock - BR - Over-the-road Bus - 15%
 Rolling Stock - BU - Bus - 15%
 Rolling Stock - CU - Cutaway - 30%
 Rolling Stock - MV - Minivan - 0%
 Rolling Stock - VN - Van - 20%

Mode	Average Fleet Age in Years
Demand Response	7.3