

2022 Annual Agency Profile - Jenkins County Transit (NTD ID 41008)

Mailing Address: 833 E WINTHROPE AVE
MILLEN, GA 30442-1837

Website: <http://jenkinscountyga.com/transportation.php>

Service Consumed

Annual Unlinked Trips (UPT) 904

Service Supplied

Annual Vehicle Revenue Miles (VRM) 13,950

Annual Vehicle Revenue Hours (VRH) 1,106

Vehicles Operated in Maximum Service (VOMS) 2

Assets

Revenue Vehicles 1
Service Vehicles 0
Facilities 0

Modal Characteristics

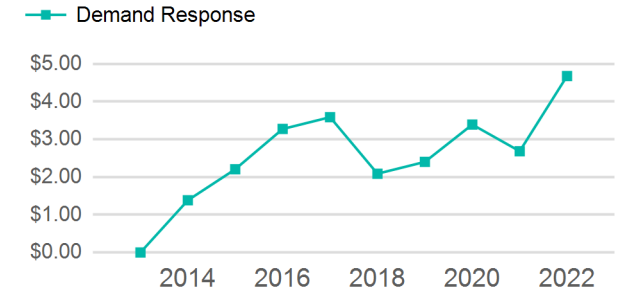
Mode	Annual Unlinked Passenger Trips	Directly Operated VOMS	Purchased Transportation VOMS	Annual Vehicle Revenue Miles	Annual Vehicle Revenue Hours
Demand Response	904	2	0	13,950	1,106
Total	904	2	0	13,950	1,106

Service Efficiency

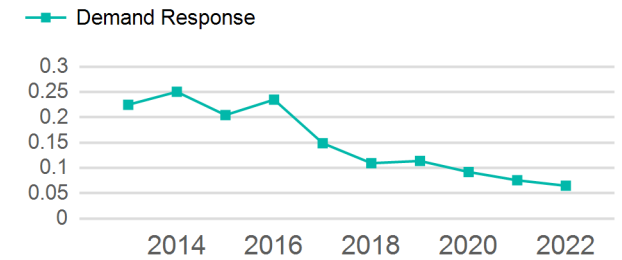
Service Effectiveness

Mode	OE per VRM	OE per VRH	UPT per VRM	UPT per VRH	OE per UPT
Demand Response	\$4.68	\$59.01	0.1	0.8	\$72.20
Total	\$4.68	\$59.01	0.1	0.8	\$72.20

Operating Expenses per Vehicle Revenue Mile



Unlinked Passenger Trip per Vehicle Revenue Mile



2022 Annual Agency Profile - Jenkins County Transit (NTD ID 41008)

2022 Funding Breakdown

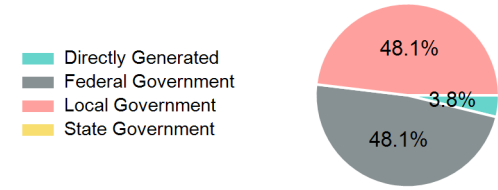
Summary of Operating Expenses (OE)

Mode	Operating Expenses	Fare Revenues
Demand Response	\$65,266	\$2,484
Total	\$65,266	\$2,484

Sources of Operating Funds Expended

Directly Generated	\$2,484
Federal Government	\$31,388
Local Government	\$31,394
State Government	\$0
Total Operating Funds Expended	\$65,266

Operating Funding Sources



Capital Funding Sources

Sources of Capital Funds Expended

Directly Generated	\$0
Federal Government	\$0
Local Government	\$0
State Government	\$0
Total Capital Funds Expended	\$0



2022 Asset Management

Transit Asset Management (TAM) Tier	Tier II	TAM Sponsor NTD ID	4R03
--	---------	---------------------------	------

Metrics

2022 Performance Measure - Asset - 2023 Target (% not in State of Good Repair)

Equipment - Automobiles - 10%
Equipment - Trucks and other Rubber Tire Vehicles - 10%
Facility - Administrative / Maintenance Facilities - 25%
Facility - Passenger / Parking Facilities - 10%
Rolling Stock - AO - Automobile - 10%
Rolling Stock - BU - Bus - 12%
Rolling Stock - CU - Cutaway - 53%
Rolling Stock - MV - Minivan - 10%
Rolling Stock - SB - School Bus - 25%
Rolling Stock - VN - Van - 10%

Mode	Average Fleet Age in Years
Demand Response	5.0