

# 2022 Annual Agency Profile - Bartow County dba Bartow County Transit (NTD ID 41027)

**Mailing Address:** 135 W CHEROKEE AVE STE 251  
CARTERSVILLE, GA 30120-3180

**Website:** <http://www.bartowga.org>

## Geographic Coverage

**Primary Urbanized/Rural Area** Atlanta, GA  
**Service Area Population** 108,901  
**Service Area Sq. Miles** 470  
**Other Areas Served:**

Georgia Non-UZA

## Assets

**Revenue Vehicles** 11  
**Service Vehicles** 0  
**Facilities** 0

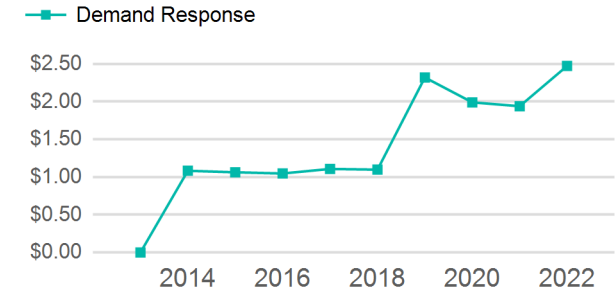
## Service Consumed

**Annual Unlinked Trips (UPT)** 35,034

## Service Supplied

**Annual Vehicle Revenue Miles (VRM)** 296,757  
**Annual Vehicle Revenue Hours (VRH)** 21,611  
**Vehicles Operated in Maximum Service (VOMS)** 12

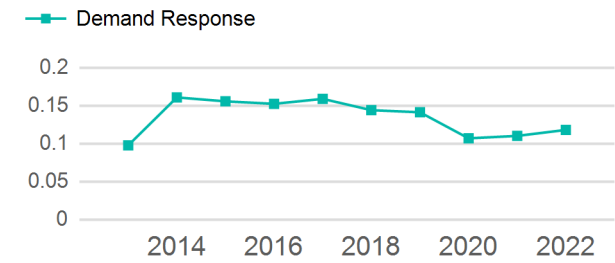
## Operating Expenses per Vehicle Revenue Mile



## Modal Characteristics

Mode	Annual Unlinked Passenger Trips	Directly Operated VOMS	Purchased Transportation VOMS	Annual Vehicle Revenue Miles	Annual Vehicle Revenue Hours
Demand Response	35,034	12	0	296,757	21,611
<b>Total</b>	<b>35,034</b>	<b>12</b>	<b>0</b>	<b>296,757</b>	<b>21,611</b>

## Unlinked Passenger Trip per Vehicle Revenue Mile



Mode	Service Efficiency		Service Effectiveness		
	OE per VRM	OE per VRH	UPT per VRM	UPT per VRH	OE per UPT
Demand Response	\$4.94	\$67.90	0.1	1.6	\$41.89
<b>Total</b>	<b>\$4.94</b>	<b>\$67.90</b>	<b>0.1</b>	<b>1.6</b>	<b>\$41.89</b>

# 2022 Annual Agency Profile - Bartow County dba Bartow County Transit (NTD ID 41027)

## 2022 Funding Breakdown

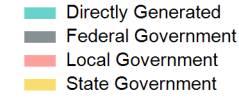
### Summary of Operating Expenses (OE)

Mode	Operating Expenses	Fare Revenues
Demand Response	\$1,467,401	\$18,540
<b>Total</b>	<b>\$1,467,401</b>	<b>\$18,540</b>

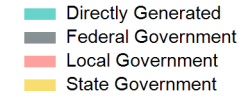
### Sources of Operating Funds Expended

Directly Generated	\$18,540
Federal Government	\$0
Local Government	\$1,448,861
State Government	\$0
<b>Total Operating Funds Expended</b>	<b>\$1,467,401</b>

### Operating Funding Sources



### Capital Funding Sources



### Sources of Capital Funds Expended

Directly Generated	\$0
Federal Government	\$0
Local Government	\$0
State Government	\$0
<b>Total Capital Funds Expended</b>	<b>\$0</b>

## 2022 Asset Management

Transit Asset Management (TAM) Tier	Tier II	TAM Sponsor NTD ID	4R03
-------------------------------------	---------	--------------------	------

### Metrics

2022 Performance Measure - Asset - 2023 Target  
(% not in State of Good Repair)

Mode	Average Fleet Age in Years
Demand Response	5.7