

2022 Annual Agency Profile - Greene County (NTD ID 41031)

Mailing Address: 229 KINGOLD BLVD STE D
SNOW HILL, NC 28580-1331

Website: <http://www.co.greene.nc.us/>

Service Consumed

Annual Unlinked Trips (UPT) 17,275

Service Supplied

Annual Vehicle Revenue Miles (VRM) 168,986

Annual Vehicle Revenue Hours (VRH) 10,910

Vehicles Operated in Maximum Service (VOMS) 7

Assets

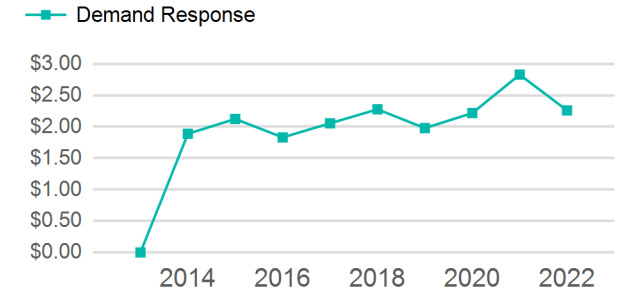
Revenue Vehicles 8
Service Vehicles 0
Facilities 0

Modal Characteristics

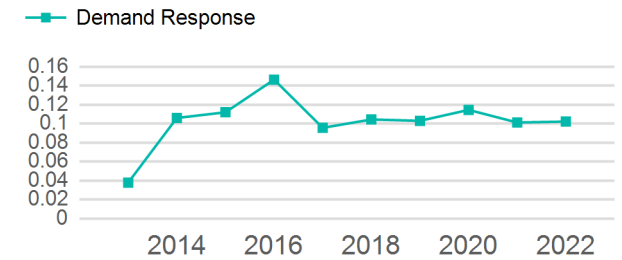
Mode	Annual Unlinked Passenger Trips	Directly Operated VOMS	Purchased Transportation VOMS	Annual Vehicle Revenue Miles	Annual Vehicle Revenue Hours
Demand Response	17,275	7	0	168,986	10,910
Total	17,275	7	0	168,986	10,910

Mode	Service Efficiency		Service Effectiveness		
	OE per VRM	OE per VRH	UPT per VRM	UPT per VRH	OE per UPT
Demand Response	\$2.26	\$34.99	0.1	1.6	\$22.10
Total	\$2.26	\$34.99	0.1	1.6	\$22.10

Operating Expenses per Vehicle Revenue Mile



Unlinked Passenger Trip per Vehicle Revenue Mile



2022 Annual Agency Profile - Greene County (NTD ID 41031)

2022 Funding Breakdown

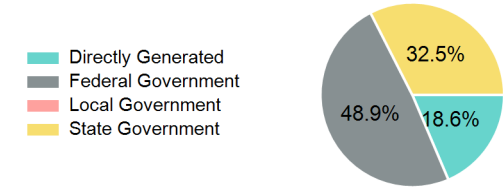
Summary of Operating Expenses (OE)

Mode	Operating Expenses	Fare Revenues
Demand Response	\$381,765	\$0
Total	\$381,765	\$0

Sources of Operating Funds Expended

Directly Generated	\$70,873
Federal Government	\$186,656
Local Government	\$0
State Government	\$124,236
Total Operating Funds Expended	\$381,765

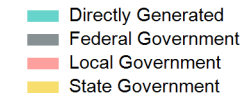
Operating Funding Sources



Capital Funding Sources

Sources of Capital Funds Expended

Directly Generated	\$0
Federal Government	\$0
Local Government	\$0
State Government	\$0
Total Capital Funds Expended	\$0



2022 Asset Management

Transit Asset Management (TAM) Tier	Tier II	TAM Sponsor NTD ID	4R06
--	---------	---------------------------	------

Metrics

2022 Performance Measure - Asset - 2023 Target (% not in State of Good Repair)

Equipment - Automobiles - 20%
Equipment - Trucks and other Rubber Tire Vehicles - 20%
Facility - Administrative / Maintenance Facilities - 20%
Facility - Passenger / Parking Facilities - 20%
Rolling Stock - BU - Bus - 20%
Rolling Stock - CU - Cutaway - 20%
Rolling Stock - FB - Ferryboat - 20%
Rolling Stock - MV - Minivan - 20%
Rolling Stock - OR - Other - 20%
Rolling Stock - SB - School Bus - 20%
Rolling Stock - SV - Sports Utility Vehicle - 20%
Rolling Stock - VN - Van - 20%

Mode	Average Fleet Age in Years
Demand Response	5.4