

# 2022 Annual Agency Profile - Hyde County Private Non-Profit Transp. Corp. Inc. (NTD ID 41038)

**Mailing Address:** 1275 MAIN ST  
SWANQUARTER, NC 27885-9806

**Website:** [http://www.hydecountync.gov/public\\_transportation.php](http://www.hydecountync.gov/public_transportation.php)

## Service Consumed

**Annual Unlinked Trips (UPT)** 12,452

## Service Supplied

**Annual Vehicle Revenue Miles (VRM)** 138,659

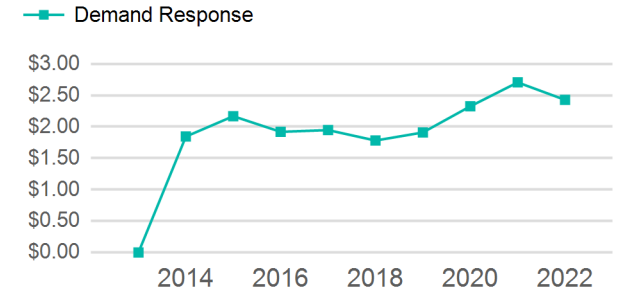
**Annual Vehicle Revenue Hours (VRH)** 5,893

**Vehicles Operated in Maximum Service (VOMS)** 5

## Assets

**Revenue Vehicles** 10  
**Service Vehicles** 0  
**Facilities** 1

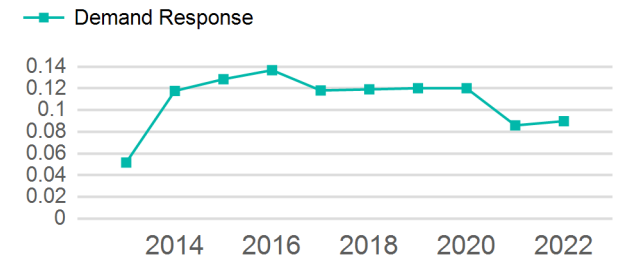
## Operating Expenses per Vehicle Revenue Mile



## Modal Characteristics

Mode	Annual Unlinked Passenger Trips	Directly Operated VOMS	Purchased Transportation VOMS	Annual Vehicle Revenue Miles	Annual Vehicle Revenue Hours
Demand Response	12,452	5	0	138,659	5,893
<b>Total</b>	<b>12,452</b>	<b>5</b>	<b>0</b>	<b>138,659</b>	<b>5,893</b>

## Unlinked Passenger Trip per Vehicle Revenue Mile



Mode	Service Efficiency		Service Effectiveness		
	OE per VRM	OE per VRH	UPT per VRM	UPT per VRH	OE per UPT
Demand Response	\$2.43	\$57.11	0.1	2.1	\$27.03
<b>Total</b>	<b>\$2.43</b>	<b>\$57.11</b>	<b>0.1</b>	<b>2.1</b>	<b>\$27.03</b>

# 2022 Annual Agency Profile - Hyde County Private Non-Profit Transp. Corp. Inc. (NTD ID 41038)

## 2022 Funding Breakdown

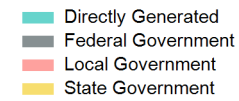
### Summary of Operating Expenses (OE)

Mode	Operating Expenses	Fare Revenues
Demand Response	\$336,560	\$7,188
<b>Total</b>	<b>\$336,560</b>	<b>\$7,188</b>

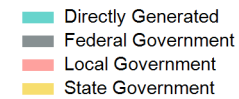
### Sources of Operating Funds Expended

Directly Generated	\$23,781
Federal Government	\$156,499
Local Government	\$1
State Government	\$156,279
<b>Total Operating Funds Expended</b>	<b>\$336,560</b>

### Operating Funding Sources



### Capital Funding Sources



### Sources of Capital Funds Expended

Directly Generated	\$0
Federal Government	\$107,975
Local Government	\$21,017
State Government	\$13,497
<b>Total Capital Funds Expended</b>	<b>\$142,489</b>

## 2022 Asset Management

<b>Transit Asset Management (TAM) Tier</b>	Tier II	<b>TAM Sponsor NTD ID</b>	4R06
--	---------	---------------------------	------

### Metrics

#### 2022 Performance Measure - Asset - 2023 Target (% not in State of Good Repair)

Equipment - Automobiles - 20%
Equipment - Trucks and other Rubber Tire Vehicles - 20%
Facility - Administrative / Maintenance Facilities - 20%
Facility - Passenger / Parking Facilities - 20%
Rolling Stock - BU - Bus - 20%
Rolling Stock - CU - Cutaway - 20%
Rolling Stock - FB - Ferryboat - 20%
Rolling Stock - MV - Minivan - 20%
Rolling Stock - OR - Other - 20%
Rolling Stock - SB - School Bus - 20%
Rolling Stock - SV - Sports Utility Vehicle - 20%
Rolling Stock - VN - Van - 20%

Mode	Average Fleet Age in Years
Demand Response	6.0