

2022 Annual Agency Profile - McCormick County Senior Center (NTD ID 41042)

Mailing Address: P.O. Box 1116
McCormick, SC 29835

Website: <http://www.mcsc-mat.org>

Service Consumed

Annual Unlinked Trips (UPT) 23,827

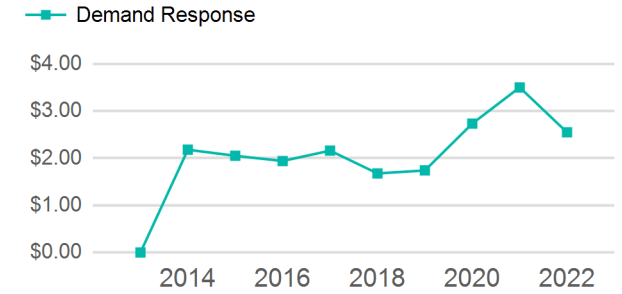
Service Supplied

Annual Vehicle Revenue Miles (VRM) 333,326

Annual Vehicle Revenue Hours (VRH) 18,948

Vehicles Operated in Maximum Service (VOMS) 13

Operating Expenses per Vehicle Revenue Mile



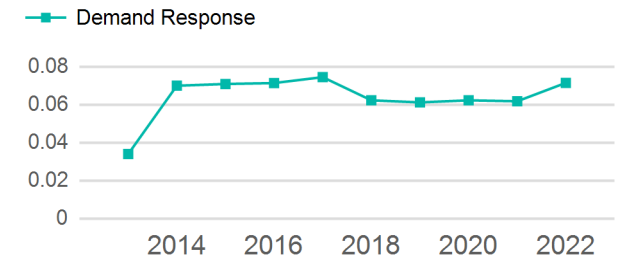
Assets

Revenue Vehicles 15
Service Vehicles 0
Facilities 1

Modal Characteristics

Mode	Annual Unlinked Passenger Trips	Directly Operated VOMS	Purchased Transportation VOMS	Annual Vehicle Revenue Miles	Annual Vehicle Revenue Hours
Demand Response	23,827	13	0	333,326	18,948
Total	23,827	13	0	333,326	18,948

Unlinked Passenger Trip per Vehicle Revenue Mile



Mode	Service Efficiency		Service Effectiveness		
	OE per VRM	OE per VRH	UPT per VRM	UPT per VRH	OE per UPT
Demand Response	\$2.55	\$44.81	0.1	1.3	\$35.63
Total	\$2.55	\$44.81	0.1	1.3	\$35.63

2022 Annual Agency Profile - McCormick County Senior Center (NTD ID 41042)

2022 Funding Breakdown

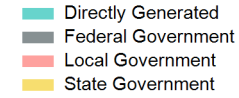
Summary of Operating Expenses (OE)

Mode	Operating Expenses	Fare Revenues
Demand Response	\$849,014	\$294,409
Total	\$849,014	\$294,409

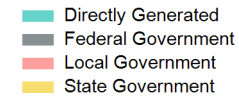
Sources of Operating Funds Expended

Directly Generated	\$294,409
Federal Government	\$308,346
Local Government	\$165,323
State Government	\$80,936
Total Operating Funds Expended	\$849,014

Operating Funding Sources



Capital Funding Sources



Sources of Capital Funds Expended

Directly Generated	\$0
Federal Government	\$56,075
Local Government	\$13,846
State Government	\$11,977
Total Capital Funds Expended	\$81,898

2022 Asset Management

Transit Asset Management (TAM) Tier	Tier II	TAM Sponsor NTD ID	4R07
--	---------	---------------------------	------

Metrics

2022 Performance Measure - Asset - 2023 Target (% not in State of Good Repair)

Equipment - Automobiles - 30%
Equipment - Trucks and other Rubber Tire Vehicles - 30%
Facility - Administrative / Maintenance Facilities - 0%
Facility - Passenger / Parking Facilities - 0%
Rolling Stock - BR - Over-the-road Bus - 15%
Rolling Stock - BU - Bus - 15%
Rolling Stock - CU - Cutaway - 30%
Rolling Stock - MV - Minivan - 0%
Rolling Stock - VN - Van - 20%

Mode	Average Fleet Age in Years
Demand Response	5.1