

2022 Annual Agency Profile - Taliaferro County Board of Commissioners (NTD ID 41046)

Mailing Address: 113 Monument Street
Crawfordville, GA 30631-0114

Website: <http://www.taliaferrocountyga.org>

Service Consumed

Annual Unlinked Trips (UPT) 1,428

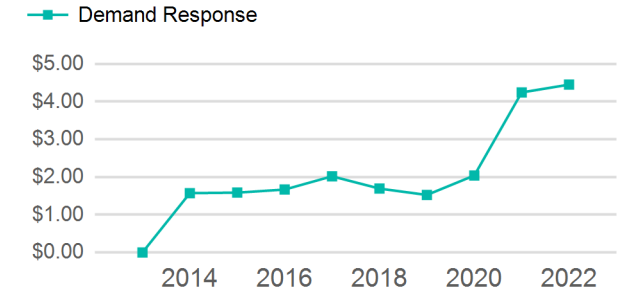
Assets

Revenue Vehicles 2
Service Vehicles 0
Facilities 0

Service Supplied

Annual Vehicle Revenue Miles (VRM) 16,899
Annual Vehicle Revenue Hours (VRH) 1,457
Vehicles Operated in Maximum Service (VOMS) 2

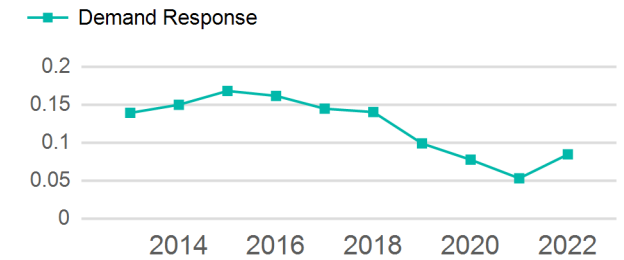
Operating Expenses per Vehicle Revenue Mile



Modal Characteristics

Mode	Annual Unlinked Passenger Trips	Directly Operated VOMS	Purchased Transportation VOMS	Annual Vehicle Revenue Miles	Annual Vehicle Revenue Hours
Demand Response	1,428	2	0	16,899	1,457
Total	1,428	2	0	16,899	1,457

Unlinked Passenger Trip per Vehicle Revenue Mile



Mode	Service Efficiency		Service Effectiveness		
	OE per VRM	OE per VRH	UPT per VRM	UPT per VRH	OE per UPT
Demand Response	\$4.45	\$51.61	0.1	1.0	\$52.66
Total	\$4.45	\$51.61	0.1	1.0	\$52.66

2022 Annual Agency Profile - Taliaferro County Board of Commissioners (NTD ID 41046)

2022 Funding Breakdown

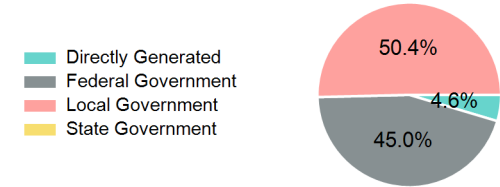
Summary of Operating Expenses (OE)

Mode	Operating Expenses	Fare Revenues
Demand Response	\$75,203	\$3,448
Total	\$75,203	\$3,448

Sources of Operating Funds Expended

Directly Generated	\$3,448
Federal Government	\$33,867
Local Government	\$37,888
State Government	\$0
Total Operating Funds Expended	\$75,203

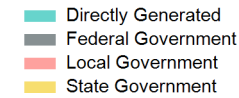
Operating Funding Sources



Capital Funding Sources

Sources of Capital Funds Expended

Directly Generated	\$0
Federal Government	\$0
Local Government	\$0
State Government	\$0
Total Capital Funds Expended	\$0



2022 Asset Management

Transit Asset Management (TAM) Tier	Tier II	TAM Sponsor NTD ID	4R03
--	---------	---------------------------	------

Metrics

2022 Performance Measure - Asset - 2023 Target (% not in State of Good Repair)

Equipment - Automobiles - 10%
Equipment - Trucks and other Rubber Tire Vehicles - 10%
Facility - Administrative / Maintenance Facilities - 25%
Facility - Passenger / Parking Facilities - 10%
Rolling Stock - AO - Automobile - 10%
Rolling Stock - BU - Bus - 12%
Rolling Stock - CU - Cutaway - 53%
Rolling Stock - MV - Minivan - 10%
Rolling Stock - SB - School Bus - 25%
Rolling Stock - VN - Van - 10%

Mode	Average Fleet Age in Years
Demand Response	6.0