

2022 Annual Agency Profile - Swain County Focal Point on Aging Inc (NTD ID 41066)

Mailing Address: 125 BRENDEL ST
BRYSON CITY, NC 28713-6976

Website: <http://swaintransit.com>

Service Consumed

Annual Unlinked Trips (UPT) 7,596

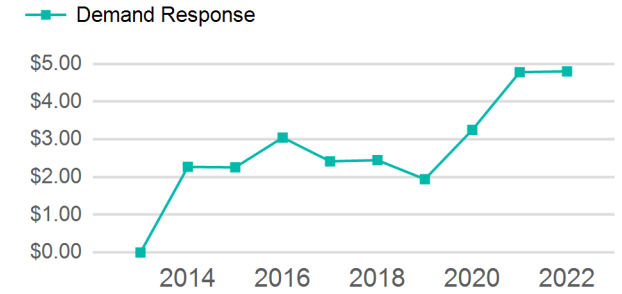
Assets

Revenue Vehicles 10
Service Vehicles 0
Facilities 0

Service Supplied

Annual Vehicle Revenue Miles (VRM) 78,136
Annual Vehicle Revenue Hours (VRH) 5,601
Vehicles Operated in Maximum Service (VOMS) 5

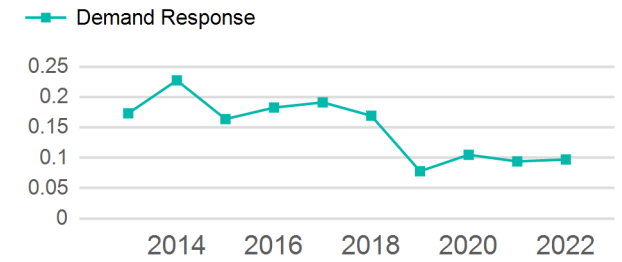
Operating Expenses per Vehicle Revenue Mile



Modal Characteristics

Mode	Annual Unlinked Passenger Trips	Directly Operated VOMS	Purchased Transportation VOMS	Annual Vehicle Revenue Miles	Annual Vehicle Revenue Hours
Demand Response	7,596	5	0	78,136	5,601
Total	7,596	5	0	78,136	5,601

Unlinked Passenger Trip per Vehicle Revenue Mile



Mode	Service Efficiency		Service Effectiveness		
	OE per VRM	OE per VRH	UPT per VRM	UPT per VRH	OE per UPT
Demand Response	\$4.80	\$67.00	0.1	1.4	\$49.40
Total	\$4.80	\$67.00	0.1	1.4	\$49.40

2022 Annual Agency Profile - Swain County Focal Point on Aging Inc (NTD ID 41066)

2022 Funding Breakdown

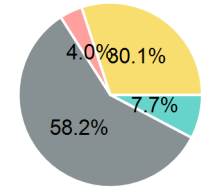
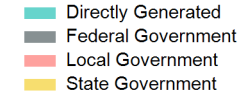
Summary of Operating Expenses (OE)

Mode	Operating Expenses	Fare Revenues
Demand Response	\$375,257	\$6,664
Total	\$375,257	\$6,664

Sources of Operating Funds Expended

Directly Generated	\$28,843
Federal Government	\$218,524
Local Government	\$15,076
State Government	\$112,814
Total Operating Funds Expended	\$375,257

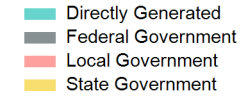
Operating Funding Sources



Capital Funding Sources

Sources of Capital Funds Expended

Directly Generated	\$0
Federal Government	\$0
Local Government	\$0
State Government	\$0
Total Capital Funds Expended	\$0



2022 Asset Management

Transit Asset Management (TAM) Tier	Tier II	TAM Sponsor NTD ID	4R06
--	---------	---------------------------	------

Metrics

2022 Performance Measure - Asset - 2023 Target (% not in State of Good Repair)

Equipment - Automobiles - 20%
Equipment - Trucks and other Rubber Tire Vehicles - 20%
Facility - Administrative / Maintenance Facilities - 20%
Facility - Passenger / Parking Facilities - 20%
Rolling Stock - BU - Bus - 20%
Rolling Stock - CU - Cutaway - 20%
Rolling Stock - FB - Ferryboat - 20%
Rolling Stock - MV - Minivan - 20%
Rolling Stock - OR - Other - 20%
Rolling Stock - SB - School Bus - 20%
Rolling Stock - SV - Sports Utility Vehicle - 20%
Rolling Stock - VN - Van - 20%

Mode	Average Fleet Age in Years
Demand Response	3.8