

2022 Annual Agency Profile - Forsyth County Board of Commissioners dba Access Forsyth (NTD ID 41088)

Mailing Address: 110 E MAIN ST
CUMMING, GA 30040-2473

Website: <https://www.forsythco.com/departments-offices/public-transportation/dial-a-ride>

Geographic Coverage

Primary Urbanized/Rural Area Atlanta, GA
Service Area Population 251,283
Service Area Sq. Miles 247
Other Areas Served:
 Georgia Non-UZA, Gainesville, GA

Assets

Revenue Vehicles 15
Service Vehicles 0
Facilities 0

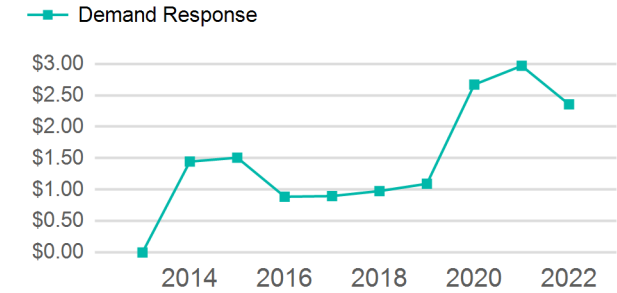
Service Consumed

Annual Unlinked Trips (UPT) 23,552

Service Supplied

Annual Vehicle Revenue Miles (VRM) 232,226
Annual Vehicle Revenue Hours (VRH) 14,268
Vehicles Operated in Maximum Service (VOMS) 13

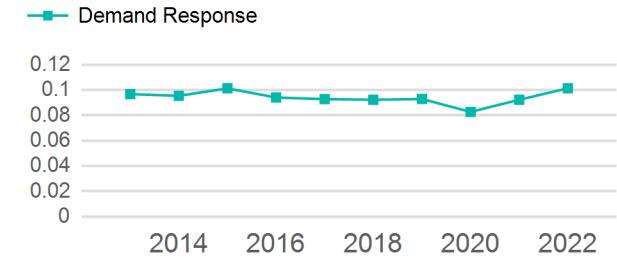
Operating Expenses per Vehicle Revenue Mile



Modal Characteristics

Mode	Annual Unlinked Passenger Trips	Directly Operated VOMS	Purchased Transportation VOMS	Annual Vehicle Revenue Miles	Annual Vehicle Revenue Hours
Demand Response	23,552	13	0	232,226	14,268
Total	23,552	13	0	232,226	14,268

Unlinked Passenger Trip per Vehicle Revenue Mile



Metrics

Service Efficiency

Service Effectiveness

Mode	OE per VRM	OE per VRH	UPT per VRM	UPT per VRH	OE per UPT
Demand Response	\$4.71	\$76.66	0.1	1.7	\$46.44
Total	\$4.71	\$76.66	0.1	1.7	\$46.44

2022 Annual Agency Profile - Forsyth County Board of Commissioners dba Access Forsyth (NTD ID 41088)

2022 Funding Breakdown

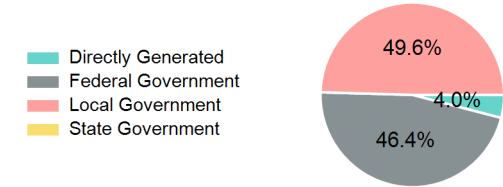
Summary of Operating Expenses (OE)

Mode	Operating Expenses	Fare Revenues
Demand Response	\$1,093,844	\$43,981
Total	\$1,093,844	\$43,981

Sources of Operating Funds Expended

Directly Generated	\$43,981
Federal Government	\$507,854
Local Government	\$542,009
State Government	\$0
Total Operating Funds Expended	\$1,093,844

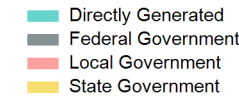
Operating Funding Sources



Capital Funding Sources

Sources of Capital Funds Expended

Directly Generated	\$0
Federal Government	\$0
Local Government	\$0
State Government	\$0
Total Capital Funds Expended	\$0



2022 Asset Management

Transit Asset Management (TAM) Tier	Tier II	TAM Sponsor NTD ID	4R03
-------------------------------------	---------	--------------------	------

Metrics

2022 Performance Measure - Asset - 2023 Target
(% not in State of Good Repair)

Mode	Average Fleet Age in Years
Demand Response	4.1