

# 2022 Annual Agency Profile - Albemarle Regional Health Services (NTD ID 41111)

**Mailing Address:** 711 ROANOKE AVE  
ELIZABETH CITY, NC 27909-5643

**Website:** <http://www.arhs-nc.org/services/icpta/>

## Service Consumed

Annual Unlinked Trips (UPT) 58,156

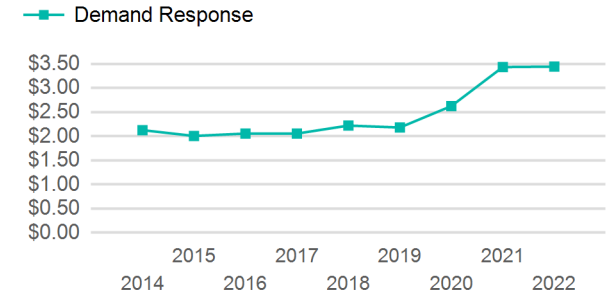
## Assets

Revenue Vehicles 30  
Service Vehicles 4  
Facilities 2

## Service Supplied

Annual Vehicle Revenue Miles (VRM) 589,298  
Annual Vehicle Revenue Hours (VRH) 32,402  
Vehicles Operated in Maximum Service (VOMS) 16

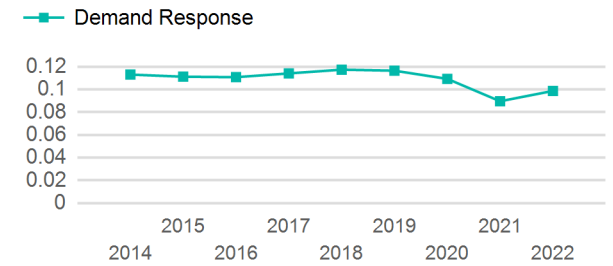
## Operating Expenses per Vehicle Revenue Mile



## Modal Characteristics

Mode	Annual Unlinked Passenger Trips	Directly Operated VOMS	Purchased Transportation VOMS	Annual Vehicle Revenue Miles	Annual Vehicle Revenue Hours
Demand Response	58,156	16	0	589,298	32,402
<b>Total</b>	<b>58,156</b>	<b>16</b>	<b>0</b>	<b>589,298</b>	<b>32,402</b>

## Unlinked Passenger Trip per Vehicle Revenue Mile



Mode	Service Efficiency		Service Effectiveness		
	OE per VRM	OE per VRH	UPT per VRM	UPT per VRH	OE per UPT
Demand Response	\$3.44	\$62.63	0.1	1.8	\$34.89
<b>Total</b>	<b>\$3.44</b>	<b>\$62.63</b>	<b>0.1</b>	<b>1.8</b>	<b>\$34.89</b>

# 2022 Annual Agency Profile - Albemarle Regional Health Services (NTD ID 41111)

## 2022 Funding Breakdown

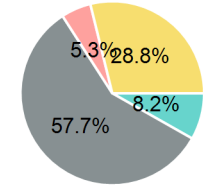
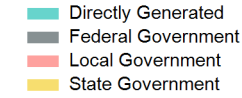
### Summary of Operating Expenses (OE)

Mode	Operating Expenses	Fare Revenues
Demand Response	\$2,029,324	\$0
<b>Total</b>	<b>\$2,029,324</b>	<b>\$0</b>

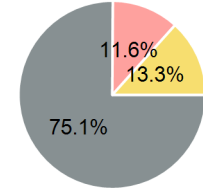
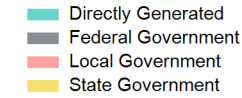
### Sources of Operating Funds Expended

Directly Generated	\$166,011
Federal Government	\$1,170,924
Local Government	\$106,962
State Government	\$585,427
<b>Total Operating Funds Expended</b>	<b>\$2,029,324</b>

### Operating Funding Sources



### Capital Funding Sources



### Sources of Capital Funds Expended

Directly Generated	\$0
Federal Government	\$379,463
Local Government	\$58,514
State Government	\$67,232
<b>Total Capital Funds Expended</b>	<b>\$505,209</b>

## 2022 Asset Management

<b>Transit Asset Management (TAM) Tier</b>	Tier II	<b>TAM Sponsor NTD ID</b>	4R06
--------------------------------------------	---------	---------------------------	------

### Metrics

#### 2022 Performance Measure - Asset - 2023 Target (% not in State of Good Repair)

- Equipment - Automobiles - 20%
- Equipment - Trucks and other Rubber Tire Vehicles - 20%
- Facility - Administrative / Maintenance Facilities - 20%
- Facility - Passenger / Parking Facilities - 20%
- Rolling Stock - BU - Bus - 20%
- Rolling Stock - CU - Cutaway - 20%
- Rolling Stock - FB - Ferryboat - 20%
- Rolling Stock - MV - Minivan - 20%
- Rolling Stock - OR - Other - 20%
- Rolling Stock - SB - School Bus - 20%
- Rolling Stock - SV - Sports Utility Vehicle - 20%
- Rolling Stock - VN - Van - 20%

Mode	Average Fleet Age in Years
Demand Response	3.8