

# 2022 Annual Agency Profile - Alleghany County (NTD ID 41137)

**Mailing Address:** 348 S MAIN ST  
SPARTA, NC 28675-9637

**Website:** <http://www.alleghanycounty-nc.gov>

## Service Consumed

Annual Unlinked Trips (UPT) 10,706

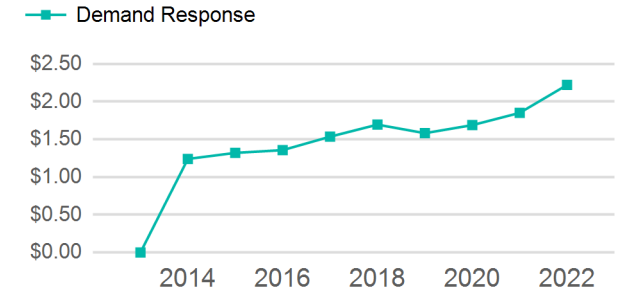
## Assets

Revenue Vehicles 12  
Service Vehicles 0  
Facilities 1

## Service Supplied

Annual Vehicle Revenue Miles (VRM) 174,704  
Annual Vehicle Revenue Hours (VRH) 7,206  
Vehicles Operated in Maximum Service (VOMS) 7

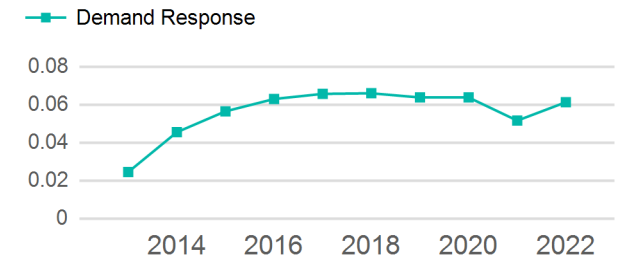
## Operating Expenses per Vehicle Revenue Mile



## Modal Characteristics

Mode	Annual Unlinked Passenger Trips	Directly Operated VOMS	Purchased Transportation VOMS	Annual Vehicle Revenue Miles	Annual Vehicle Revenue Hours
Demand Response	10,706	7	0	174,704	7,206
<b>Total</b>	<b>10,706</b>	<b>7</b>	<b>0</b>	<b>174,704</b>	<b>7,206</b>

## Unlinked Passenger Trip per Vehicle Revenue Mile



Mode	Service Efficiency		Service Effectiveness		
	OE per VRM	OE per VRH	UPT per VRM	UPT per VRH	OE per UPT
Demand Response	\$2.22	\$53.84	0.1	1.5	\$36.24
<b>Total</b>	<b>\$2.22</b>	<b>\$53.84</b>	<b>0.1</b>	<b>1.5</b>	<b>\$36.24</b>

# 2022 Annual Agency Profile - Alleghany County (NTD ID 41137)

## 2022 Funding Breakdown

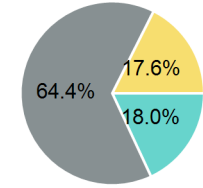
### Summary of Operating Expenses (OE)

Mode	Operating Expenses	Fare Revenues
Demand Response	\$387,973	\$12,087
<b>Total</b>	<b>\$387,973</b>	<b>\$12,087</b>

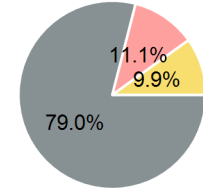
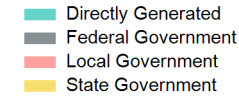
### Sources of Operating Funds Expended

Directly Generated	\$70,015
Federal Government	\$249,829
Local Government	\$0
State Government	\$68,129
<b>Total Operating Funds Expended</b>	<b>\$387,973</b>

### Operating Funding Sources



### Capital Funding Sources



### Sources of Capital Funds Expended

Directly Generated	\$0
Federal Government	\$104,851
Local Government	\$14,742
State Government	\$13,107
<b>Total Capital Funds Expended</b>	<b>\$132,700</b>

## 2022 Asset Management

<b>Transit Asset Management (TAM) Tier</b>	Tier II	<b>TAM Sponsor NTD ID</b>	4R06
--	---------	---------------------------	------

### Metrics

#### 2022 Performance Measure - Asset - 2023 Target (% not in State of Good Repair)

- Equipment - Automobiles - 20%
- Equipment - Trucks and other Rubber Tire Vehicles - 20%
- Facility - Administrative / Maintenance Facilities - 20%
- Facility - Passenger / Parking Facilities - 20%
- Rolling Stock - BU - Bus - 20%
- Rolling Stock - CU - Cutaway - 20%
- Rolling Stock - FB - Ferryboat - 20%
- Rolling Stock - MV - Minivan - 20%
- Rolling Stock - OR - Other - 20%
- Rolling Stock - SB - School Bus - 20%
- Rolling Stock - SV - Sports Utility Vehicle - 20%
- Rolling Stock - VN - Van - 20%

Mode	Average Fleet Age in Years
Demand Response	5.0