

# 2022 Annual Agency Profile - Whitfield County W.T.S. (NTD ID 41138)

**Mailing Address:** 201 S HAMILTON ST  
DALTON, GA 30720-4219

**Website:** <http://www.whitfieldcountyga.com/transit.htm>

## Service Consumed

Annual Unlinked Trips (UPT) 16,604

Georgia Non-UZA

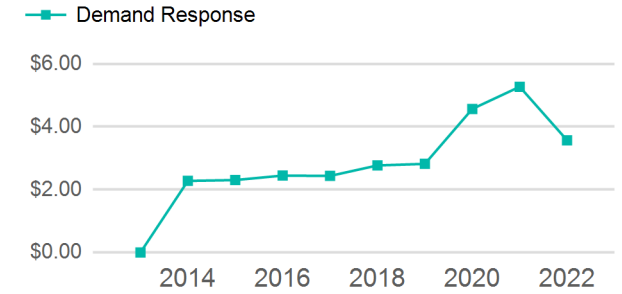
## Assets

Revenue Vehicles	10
Service Vehicles	0
Facilities	0

## Service Supplied

Annual Vehicle Revenue Miles (VRM)	133,086
Annual Vehicle Revenue Hours (VRH)	8,933
Vehicles Operated in Maximum Service (VOMS)	10

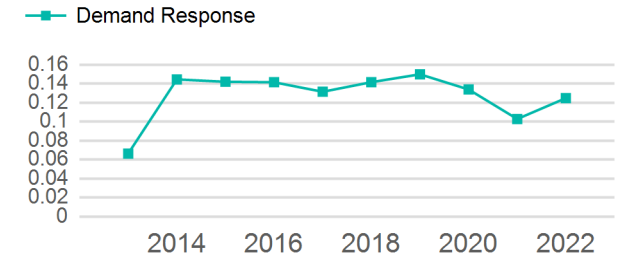
## Operating Expenses per Vehicle Revenue Mile



## Modal Characteristics

Mode	Annual Unlinked Passenger Trips	Directly Operated VOMS	Purchased Transportation VOMS	Annual Vehicle Revenue Miles	Annual Vehicle Revenue Hours
Demand Response	16,604	10	0	133,086	8,933
<b>Total</b>	<b>16,604</b>	<b>10</b>	<b>0</b>	<b>133,086</b>	<b>8,933</b>

## Unlinked Passenger Trip per Vehicle Revenue Mile



## Metrics

### Service Efficiency

### Service Effectiveness

Mode	OE per VRM	OE per VRH	UPT per VRM	UPT per VRH	OE per UPT
Demand Response	\$3.57	\$53.18	0.1	1.9	\$28.61
<b>Total</b>	<b>\$3.57</b>	<b>\$53.18</b>	<b>0.1</b>	<b>1.9</b>	<b>\$28.61</b>

# 2022 Annual Agency Profile - Whitfield County W.T.S. (NTD ID 41138)

## 2022 Funding Breakdown

### Summary of Operating Expenses (OE)

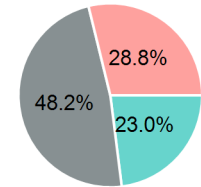
Mode	Operating Expenses	Fare Revenues
Demand Response	\$475,083	\$17,480
<b>Total</b>	<b>\$475,083</b>	<b>\$17,480</b>

### Sources of Operating Funds Expended

Directly Generated	\$109,326
Federal Government	\$228,799
Local Government	\$136,958
State Government	\$0
<b>Total Operating Funds Expended</b>	<b>\$475,083</b>

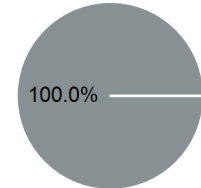
### Operating Funding Sources

■ Directly Generated  
■ Federal Government  
■ Local Government  
■ State Government



### Capital Funding Sources

■ Directly Generated  
■ Federal Government  
■ Local Government  
■ State Government



### Sources of Capital Funds Expended

Directly Generated	\$0
Federal Government	\$57,274
Local Government	\$0
State Government	\$0
<b>Total Capital Funds Expended</b>	<b>\$57,274</b>

## 2022 Asset Management

<b>Transit Asset Management (TAM) Tier</b>	Tier II	<b>TAM Sponsor NTD ID</b>	4R03
--	---------	---------------------------	------

### Metrics

#### 2022 Performance Measure - Asset - 2023 Target (% not in State of Good Repair)

Equipment - Automobiles - 10%  
 Equipment - Trucks and other Rubber Tire Vehicles - 10%  
 Facility - Administrative / Maintenance Facilities - 25%  
 Facility - Passenger / Parking Facilities - 10%  
 Rolling Stock - AO - Automobile - 10%  
 Rolling Stock - BU - Bus - 12%  
 Rolling Stock - CU - Cutaway - 53%  
 Rolling Stock - MV - Minivan - 10%  
 Rolling Stock - SB - School Bus - 25%  
 Rolling Stock - VN - Van - 10%

Mode	Average Fleet Age in Years
Demand Response	4.1