

2022 Annual Agency Profile - Wilcox County Transit (NTD ID 41156)

Mailing Address: 103 BROAD ST N
ABBEVILLE, GA 31001-4246

Website: <http://wilcoxcountygeorgia.com/fyi/transit.html>

Service Consumed

Annual Unlinked Trips (UPT) 3,673

Service Supplied

Annual Vehicle Revenue Miles (VRM) 82,114

Annual Vehicle Revenue Hours (VRH) 3,062

Vehicles Operated in Maximum Service (VOMS) 3

Assets

Revenue Vehicles 2
Service Vehicles 0
Facilities 0

Modal Characteristics

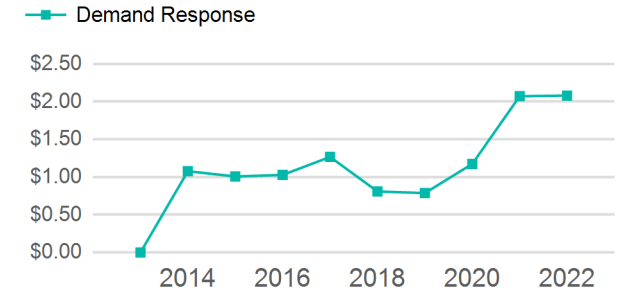
Mode	Annual Unlinked Passenger Trips	Directly Operated VOMS	Purchased Transportation VOMS	Annual Vehicle Revenue Miles	Annual Vehicle Revenue Hours
Demand Response	3,673	0	3	82,114	3,062
Total	3,673	0	3	82,114	3,062

Service Efficiency

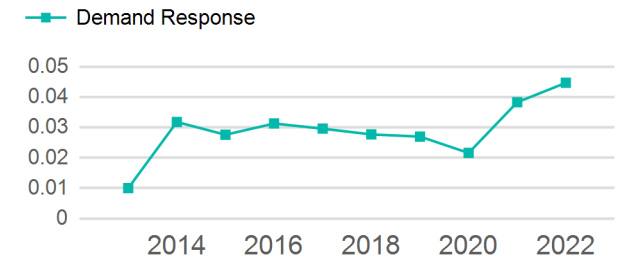
Service Effectiveness

Mode	OE per VRM	OE per VRH	UPT per VRM	UPT per VRH	OE per UPT
Demand Response	\$2.08	\$55.77	0.0	1.2	\$46.49
Total	\$2.08	\$55.77	0.0	1.2	\$46.49

Operating Expenses per Vehicle Revenue Mile



Unlinked Passenger Trip per Vehicle Revenue Mile



2022 Annual Agency Profile - Wilcox County Transit (NTD ID 41156)

2022 Funding Breakdown

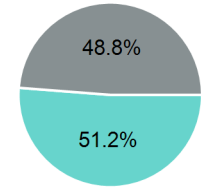
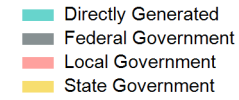
Summary of Operating Expenses (OE)

Mode	Operating Expenses	Fare Revenues
Demand Response	\$170,766	\$4,202
Total	\$170,766	\$4,202

Sources of Operating Funds Expended

Directly Generated	\$87,484
Federal Government	\$83,282
Local Government	\$0
State Government	\$0
Total Operating Funds Expended	\$170,766

Operating Funding Sources



Capital Funding Sources



Sources of Capital Funds Expended

Directly Generated	\$0
Federal Government	\$0
Local Government	\$0
State Government	\$0
Total Capital Funds Expended	\$0

2022 Asset Management

Transit Asset Management (TAM) Tier	Tier II	TAM Sponsor NTD ID	4R03
--	---------	---------------------------	------

Metrics

2022 Performance Measure - Asset - 2023 Target (% not in State of Good Repair)

Equipment - Automobiles - 10%
Equipment - Trucks and other Rubber Tire Vehicles - 10%
Facility - Administrative / Maintenance Facilities - 25%
Facility - Passenger / Parking Facilities - 10%
Rolling Stock - AO - Automobile - 10%
Rolling Stock - BU - Bus - 12%
Rolling Stock - CU - Cutaway - 53%
Rolling Stock - MV - Minivan - 10%
Rolling Stock - SB - School Bus - 25%
Rolling Stock - VN - Van - 10%

Mode	Average Fleet Age in Years
Demand Response	3.0