

# 2022 Annual Agency Profile - Municipality of Comerio (NTD ID 41182)

Mailing Address: 13 CALLE JOSE DE DIEGO  
COMERIO, PR 00782-2531

Website:

## Geographic Coverage

Primary Urbanized/Rural Area San Juan, PR  
Service Area Population 4,368  
Service Area Sq. Miles 28  
Other Areas Served:

## Assets

Revenue Vehicles 4  
Service Vehicles 0  
Facilities 1

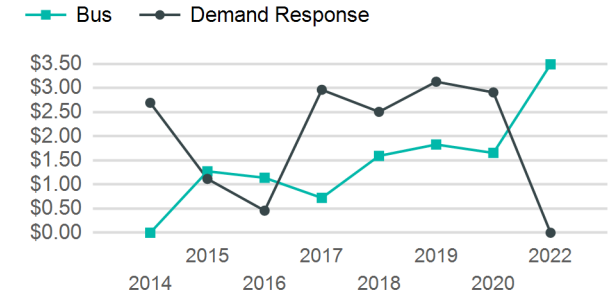
## Service Consumed

Annual Unlinked Trips (UPT) 3,286

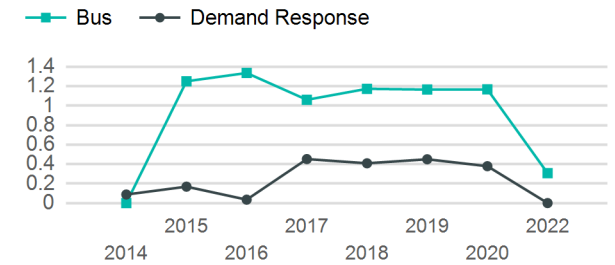
## Service Supplied

Annual Vehicle Revenue Miles (VRM) 8,824  
Annual Vehicle Revenue Hours (VRH) 928  
Vehicles Operated in Maximum Service (VOMS) 3

## Operating Expenses per Vehicle Revenue Mile



## Unlinked Passenger Trip per Vehicle Revenue Mile



## Modal Characteristics

Mode	Annual Unlinked Passenger Trips	Directly Operated VOMS	Purchased Transportation VOMS	Annual Vehicle Revenue Miles	Annual Vehicle Revenue Hours
Demand Response	0	0	0	0	0
Bus	3,286	3	0	8,824	928
<b>Total</b>	<b>3,286</b>	<b>3</b>	<b>0</b>	<b>8,824</b>	<b>928</b>

## Metrics

### Service Efficiency

### Service Effectiveness

Mode	OE per VRM	OE per VRH	UPT per VRM	UPT per VRH	OE per UPT
Demand Response	\$0.00	\$0.00	0.0	0.0	\$0.00
Bus	\$18.62	\$177.07	0.4	3.5	\$50.01
<b>Total</b>	<b>\$18.62</b>	<b>\$177.07</b>	<b>0.4</b>	<b>3.5</b>	<b>\$50.01</b>

# 2022 Annual Agency Profile - Municipality of Comerio (NTD ID 41182)

## 2022 Funding Breakdown

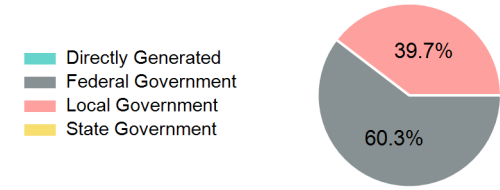
### Summary of Operating Expenses (OE)

Mode	Operating Expenses	Fare Revenues
Demand Response	\$0	\$0
Bus	\$164,317	\$0
<b>Total</b>	<b>\$164,317</b>	<b>\$0</b>

### Sources of Operating Funds Expended

Directly Generated	\$0
Federal Government	\$99,164
Local Government	\$65,153
State Government	\$0
<b>Total Operating Funds Expended</b>	<b>\$164,317</b>

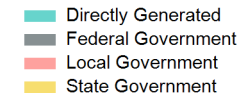
### Operating Funding Sources



### Capital Funding Sources

### Sources of Capital Funds Expended

Directly Generated	\$0
Federal Government	\$0
Local Government	\$0
State Government	\$0
<b>Total Capital Funds Expended</b>	<b>\$0</b>



## 2022 Asset Management

Transit Asset Management (TAM) Tier: Tier II TAM Sponsor NTD ID: 4R09

### Metrics

### 2022 Performance Measure - Asset - 2023 Target (% not in State of Good Repair)

Mode	Average Fleet Age in Years
Demand Response	0.0
Bus	9.0