

2022 Annual Agency Profile - Catawba Indian Nation (NTD ID 44907)

Mailing Address: 996 AVE OF THE NATIONS
ROCK HILL, SC 29730-7645

Website: <http://www.catawbaindian.net/>

Geographic Coverage

Primary Urbanized/Rural Area South Carolina Non-UZA

Other Areas Served:

Rock Hill, SC

Assets

Revenue Vehicles 10
Service Vehicles 0
Facilities 1

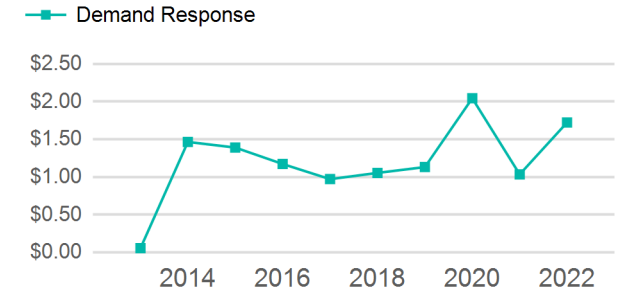
Service Consumed

Annual Unlinked Trips (UPT) 8,685

Service Supplied

Annual Vehicle Revenue Miles (VRM) 202,350
Annual Vehicle Revenue Hours (VRH) 8,172
Vehicles Operated in Maximum Service (VOMS) 7

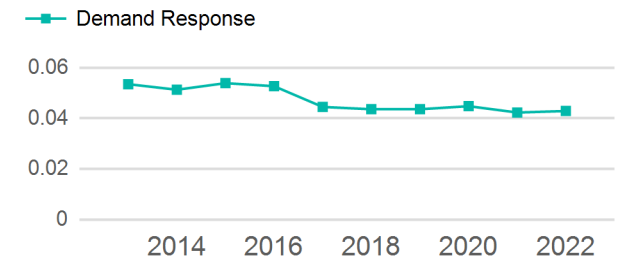
Operating Expenses per Vehicle Revenue Mile



Modal Characteristics

Mode	Annual Unlinked Passenger Trips	Directly Operated VOMS	Purchased Transportation VOMS	Annual Vehicle Revenue Miles	Annual Vehicle Revenue Hours
Demand Response	8,685	7	0	202,350	8,172
Total	8,685	7	0	202,350	8,172

Unlinked Passenger Trip per Vehicle Revenue Mile



Metrics

Service Efficiency

Service Effectiveness

Mode	OE per VRM	OE per VRH	UPT per VRM	UPT per VRH	OE per UPT
Demand Response	\$1.72	\$42.67	0.0	1.1	\$40.15
Total	\$1.72	\$42.67	0.0	1.1	\$40.15

2022 Annual Agency Profile - Catawba Indian Nation (NTD ID 44907)

2022 Funding Breakdown

Summary of Operating Expenses (OE)

Mode	Operating Expenses	Fare Revenues
Demand Response	\$348,700	\$0
Total	\$348,700	\$0

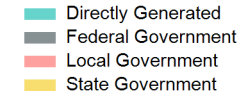
Sources of Operating Funds Expended

Directly Generated	\$0
Federal Government	\$348,700
Local Government	\$0
State Government	\$0
Total Operating Funds Expended	\$348,700

Operating Funding Sources



Capital Funding Sources



Sources of Capital Funds Expended

Directly Generated	\$0
Federal Government	\$400,000
Local Government	\$0
State Government	\$0
Total Capital Funds Expended	\$400,000

2022 Asset Management

Transit Asset Management (TAM) Tier Tier II

TAM Sponsor NTD ID

Metrics

2022 Performance Measure - Asset - 2023 Target (% not in State of Good Repair)

Rolling Stock - BU - Bus - 0%
 Rolling Stock - MV - Minivan - 0%
 Rolling Stock - SB - School Bus - 0%
 Rolling Stock - SV - Sports Utility Vehicle - 20%

Mode	Average Fleet Age in Years
Demand Response	7.0