

2022 Annual Agency Profile - City of Tamarac (NTD ID 44932)

Mailing Address: 7525 NW 88TH AVE
TAMARAC, FL 33321-2401

Website: <https://www.tamarac.org/439/community-shuttle-service>

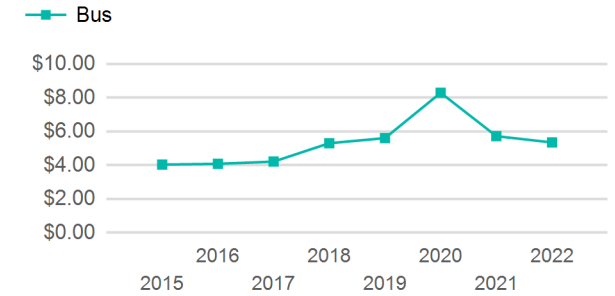
Geographic Coverage

Primary Urbanized/Rural Area Miami--Fort Lauderdale, FL
Service Area Population 71,541
Service Area Sq. Miles 12
Other Areas Served:

Service Consumed

Annual Unlinked Trips (UPT) 34,420

Operating Expenses per Vehicle Revenue Mile



Assets

Revenue Vehicles 6
Service Vehicles 0
Facilities 2

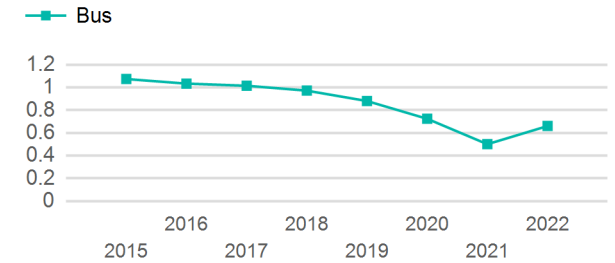
Service Supplied

Annual Vehicle Revenue Miles (VRM) 52,130
Annual Vehicle Revenue Hours (VRH) 3,828
Vehicles Operated in Maximum Service (VOMS) 2

Modal Characteristics

Mode	Annual Unlinked Passenger Trips	Directly Operated VOMS	Purchased Transportation VOMS	Annual Vehicle Revenue Miles	Annual Vehicle Revenue Hours
Bus	34,420	2	0	52,130	3,828
Total	34,420	2	0	52,130	3,828

Unlinked Passenger Trip per Vehicle Revenue Mile



Metrics

Mode	Service Efficiency		Service Effectiveness		
	OE per VRM	OE per VRH	UPT per VRM	UPT per VRH	OE per UPT
Bus	\$5.35	\$72.80	0.7	9.0	\$8.10
Total	\$5.35	\$72.80	0.7	9.0	\$8.10

2022 Annual Agency Profile - City of Tamarac (NTD ID 44932)

2022 Funding Breakdown

Summary of Operating Expenses (OE)

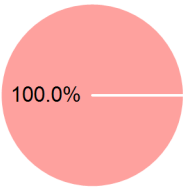
Sources of Operating Funds Expended

Operating Funding Sources

Mode	Operating Expenses	Fare Revenues
Bus	\$278,682	\$0
Total	\$278,682	\$0

Directly Generated	\$0
Federal Government	\$0
Local Government	\$278,682
State Government	\$0
Total Operating Funds Expended	\$278,682

- Directly Generated
- Federal Government
- Local Government
- State Government



Capital Funding Sources

Sources of Capital Funds Expended

Directly Generated	\$0
Federal Government	\$0
Local Government	\$0
State Government	\$0
Total Capital Funds Expended	\$0

- Directly Generated
- Federal Government
- Local Government
- State Government

2022 Asset Management

Transit Asset Management (TAM) Tier Tier II

TAM Sponsor NTD ID

Metrics

2022 Performance Measure - Asset - 2023 Target
(% not in State of Good Repair)

Facility - Administrative / Maintenance Facilities - 0%
Rolling Stock - CU - Cutaway - 0%

Mode	Average Fleet Age in Years
Bus	3.8