

# 2022 Annual Agency Profile - Municipality of Jayuya (NTD ID 44941)

**Mailing Address:** CALLE QMO ESTEVES  
JAYUYA, PR 00664-488

**Website:** <https://act.dtop.pr.gov>

## Service Consumed

Annual Unlinked Trips (UPT) 970

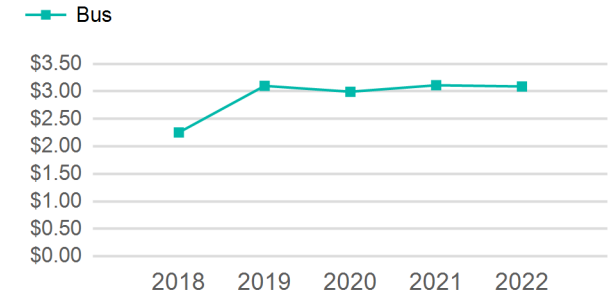
## Assets

Revenue Vehicles 7  
Service Vehicles 0  
Facilities 0

## Service Supplied

Annual Vehicle Revenue Miles (VRM) 27,501  
Annual Vehicle Revenue Hours (VRH) 1,001  
Vehicles Operated in Maximum Service (VOMS) 7

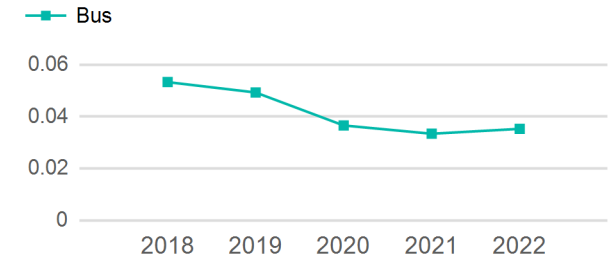
## Operating Expenses per Vehicle Revenue Mile



## Modal Characteristics

Mode	Annual Unlinked Passenger Trips	Directly Operated VOMS	Purchased Transportation VOMS	Annual Vehicle Revenue Miles	Annual Vehicle Revenue Hours
Bus	970	7	0	27,501	1,001
<b>Total</b>	<b>970</b>	<b>7</b>	<b>0</b>	<b>27,501</b>	<b>1,001</b>

## Unlinked Passenger Trip per Vehicle Revenue Mile



Mode	Service Efficiency		Service Effectiveness		
	OE per VRM	OE per VRH	UPT per VRM	UPT per VRH	OE per UPT
Bus	\$3.09	\$84.88	0.0	1.0	\$87.59
<b>Total</b>	<b>\$3.09</b>	<b>\$84.88</b>	<b>0.0</b>	<b>1.0</b>	<b>\$87.59</b>

# 2022 Annual Agency Profile - Municipality of Jayuya (NTD ID 44941)

## 2022 Funding Breakdown

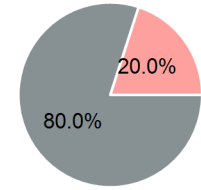
### Summary of Operating Expenses (OE)

Mode	Operating Expenses	Fare Revenues
Bus	\$84,965	\$0
<b>Total</b>	<b>\$84,965</b>	<b>\$0</b>

### Sources of Operating Funds Expended

Directly Generated	\$0
Federal Government	\$67,972
Local Government	\$16,993
State Government	\$0
<b>Total Operating Funds Expended</b>	<b>\$84,965</b>

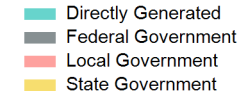
### Operating Funding Sources



### Capital Funding Sources

### Sources of Capital Funds Expended

Directly Generated	\$0
Federal Government	\$0
Local Government	\$0
State Government	\$0
<b>Total Capital Funds Expended</b>	<b>\$0</b>



## 2022 Asset Management

Transit Asset Management (TAM) Tier Tier II TAM Sponsor NTD ID 4R09

### Metrics

### 2022 Performance Measure - Asset - 2023 Target (% not in State of Good Repair)

Equipment - Automobiles - 0%  
 Equipment - Trucks and other Rubber Tire Vehicles - 29%  
 Facility - Administrative / Maintenance Facilities - 0%  
 Facility - Passenger / Parking Facilities - 12%  
 Rolling Stock - AO - Automobile - 100%  
 Rolling Stock - BU - Bus - 46%  
 Rolling Stock - CU - Cutaway - 38%  
 Rolling Stock - FB - Ferryboat - 0%  
 Rolling Stock - SV - Sports Utility Vehicle - 50%  
 Rolling Stock - VN - Van - 41%

Mode	Average Fleet Age in Years
Bus	5.0