

2022 Annual Agency Profile - Municipality of Vieques (NTD ID 44943)

Mailing Address: 449 CALLE CARLOS LEBRUN
VIEQUES, PR 00765-3106

Website: <https://act.dtop.pr.gov>

Service Consumed

Annual Unlinked Trips (UPT) 1,879

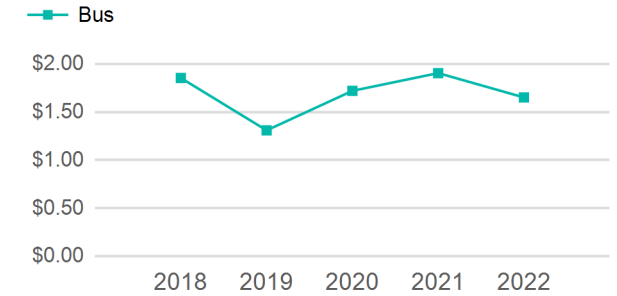
Assets

Revenue Vehicles 3
Service Vehicles 0
Facilities 0

Service Supplied

Annual Vehicle Revenue Miles (VRM) 34,963
Annual Vehicle Revenue Hours (VRH) 3,916
Vehicles Operated in Maximum Service (VOMS) 3

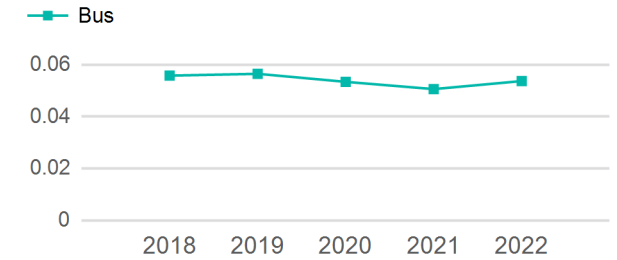
Operating Expenses per Vehicle Revenue Mile



Modal Characteristics

Mode	Annual Unlinked Passenger Trips	Directly Operated VOMS	Purchased Transportation VOMS	Annual Vehicle Revenue Miles	Annual Vehicle Revenue Hours
Bus	1,879	3	0	34,963	3,916
Total	1,879	3	0	34,963	3,916

Unlinked Passenger Trip per Vehicle Revenue Mile



Metrics

Service Efficiency

Service Effectiveness

Mode	OE per VRM	OE per VRH	UPT per VRM	UPT per VRH	OE per UPT
Bus	\$1.65	\$14.75	0.1	0.5	\$30.73
Total	\$1.65	\$14.75	0.1	0.5	\$30.73

2022 Annual Agency Profile - Municipality of Vieques (NTD ID 44943)

2022 Funding Breakdown

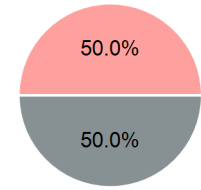
Summary of Operating Expenses (OE)

Mode	Operating Expenses	Fare Revenues
Bus	\$57,744	\$0
Total	\$57,744	\$0

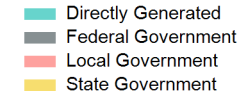
Sources of Operating Funds Expended

Directly Generated	\$0
Federal Government	\$28,872
Local Government	\$28,872
State Government	\$0
Total Operating Funds Expended	\$57,744

Operating Funding Sources



Capital Funding Sources



Sources of Capital Funds Expended

Directly Generated	\$0
Federal Government	\$0
Local Government	\$0
State Government	\$0
Total Capital Funds Expended	\$0

2022 Asset Management

Transit Asset Management (TAM) Tier Tier II TAM Sponsor NTD ID 4R09

Metrics

2022 Performance Measure - Asset - 2023 Target (% not in State of Good Repair)

Equipment - Automobiles - 0%
 Equipment - Trucks and other Rubber Tire Vehicles - 29%
 Facility - Administrative / Maintenance Facilities - 0%
 Facility - Passenger / Parking Facilities - 12%
 Rolling Stock - AO - Automobile - 100%
 Rolling Stock - BU - Bus - 46%
 Rolling Stock - CU - Cutaway - 38%
 Rolling Stock - FB - Ferryboat - 0%
 Rolling Stock - SV - Sports Utility Vehicle - 50%
 Rolling Stock - VN - Van - 41%

Mode	Average Fleet Age in Years
Bus	5.0