

2022 Annual Agency Profile - County of Hyde (NTD ID 44947)

Mailing Address: 30 OYSTER CREEK ROAD
SWANQUARTER, NC 27885

Website: <https://www.hydecountync.gov/>

Service Consumed

Annual Unlinked Trips (UPT) 30,022

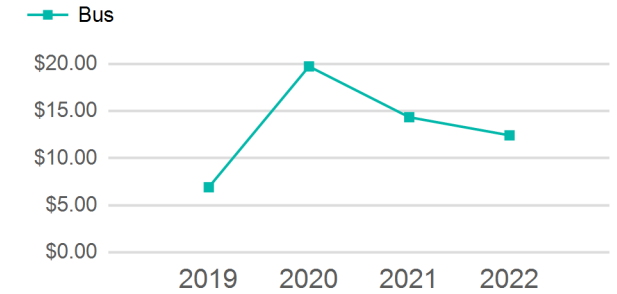
Assets

Revenue Vehicles 4
Service Vehicles 0
Facilities 0

Service Supplied

Annual Vehicle Revenue Miles (VRM) 13,075
Annual Vehicle Revenue Hours (VRH) 3,472
Vehicles Operated in Maximum Service (VOMS) 2

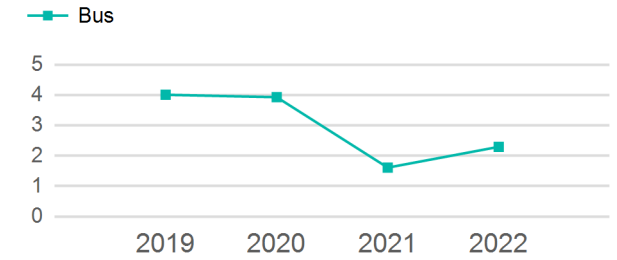
Operating Expenses per Vehicle Revenue Mile



Modal Characteristics

Mode	Annual Unlinked Passenger Trips	Directly Operated VOMS	Purchased Transportation VOMS	Annual Vehicle Revenue Miles	Annual Vehicle Revenue Hours
Bus	30,022	0	2	13,075	3,472
Total	30,022	0	2	13,075	3,472

Unlinked Passenger Trip per Vehicle Revenue Mile



Metrics

Service Efficiency

Service Effectiveness

Mode	OE per VRM	OE per VRH	UPT per VRM	UPT per VRH	OE per UPT
Bus	\$12.45	\$46.89	2.3	8.6	\$5.42
Total	\$12.45	\$46.89	2.3	8.6	\$5.42

2022 Annual Agency Profile - County of Hyde (NTD ID 44947)

2022 Funding Breakdown

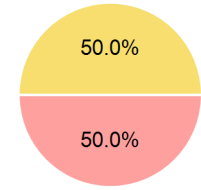
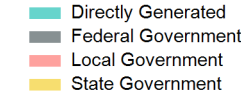
Summary of Operating Expenses (OE)

Mode	Operating Expenses	Fare Revenues
Bus	\$162,786	\$0
Total	\$162,786	\$0

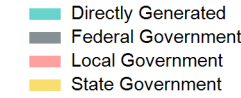
Sources of Operating Funds Expended

Directly Generated	\$0
Federal Government	\$0
Local Government	\$81,393
State Government	\$81,393
Total Operating Funds Expended	\$162,786

Operating Funding Sources



Capital Funding Sources



Sources of Capital Funds Expended

Directly Generated	\$0
Federal Government	\$0
Local Government	\$0
State Government	\$0
Total Capital Funds Expended	\$0

2022 Asset Management

Transit Asset Management (TAM) Tier Tier II TAM Sponsor NTD ID 4R06

Metrics

2022 Performance Measure - Asset - 2023 Target (% not in State of Good Repair)

- Equipment - Automobiles - 20%
- Equipment - Trucks and other Rubber Tire Vehicles - 20%
- Facility - Administrative / Maintenance Facilities - 20%
- Facility - Passenger / Parking Facilities - 20%
- Rolling Stock - BU - Bus - 20%
- Rolling Stock - CU - Cutaway - 20%
- Rolling Stock - FB - Ferryboat - 20%
- Rolling Stock - MV - Minivan - 20%
- Rolling Stock - OR - Other - 20%
- Rolling Stock - SB - School Bus - 20%
- Rolling Stock - SV - Sports Utility Vehicle - 20%
- Rolling Stock - VN - Van - 20%

Mode	Average Fleet Age in Years
Bus	4.0