

# 2022 Annual Agency Profile - Central Mississippi, Incorporated (NTD ID 44979)

**Mailing Address:** 108 S FRONT ST  
WINONA, MS 38967-2544

**Website:** <http://www.cmicsp.org>

## Service Consumed

Annual Unlinked Trips (UPT) 4,905

## Service Supplied

Annual Vehicle Revenue Miles (VRM) 158,965

Annual Vehicle Revenue Hours (VRH) 5,147

Vehicles Operated in Maximum Service (VOMS) 5

## Assets

Revenue Vehicles 6  
Service Vehicles 0  
Facilities 0

## Modal Characteristics

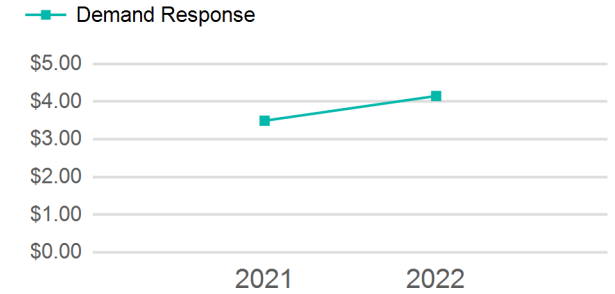
Mode	Annual Unlinked Passenger Trips	Directly Operated VOMS	Purchased Transportation VOMS	Annual Vehicle Revenue Miles	Annual Vehicle Revenue Hours
Demand Response	4,905	5	0	158,965	5,147
<b>Total</b>	<b>4,905</b>	<b>5</b>	<b>0</b>	<b>158,965</b>	<b>5,147</b>

## Service Efficiency

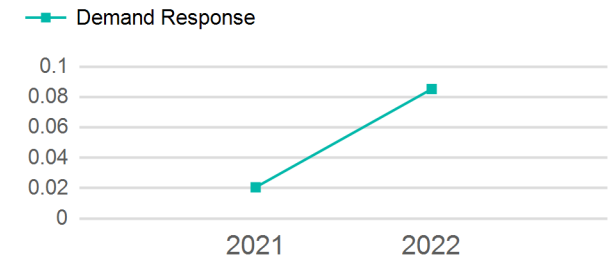
## Service Effectiveness

Mode	OE per VRM	OE per VRH	UPT per VRM	UPT per VRH	OE per UPT
Demand Response	\$2.56	\$79.20	0.0	1.0	\$83.11
<b>Total</b>	<b>\$2.56</b>	<b>\$79.20</b>	<b>0.0</b>	<b>1.0</b>	<b>\$83.11</b>

## Operating Expenses per Vehicle Revenue Mile



## Unlinked Passenger Trip per Vehicle Revenue Mile



# 2022 Annual Agency Profile - Central Mississippi, Incorporated (NTD ID 44979)

## 2022 Funding Breakdown

### Summary of Operating Expenses (OE)

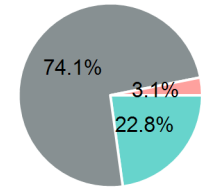
Mode	Operating Expenses	Fare Revenues
Demand Response	\$407,642	\$0
<b>Total</b>	<b>\$407,642</b>	<b>\$0</b>

### Sources of Operating Funds Expended

Directly Generated	\$93,066
Federal Government	\$301,899
Local Government	\$12,677
State Government	\$0
<b>Total Operating Funds Expended</b>	<b>\$407,642</b>

### Operating Funding Sources

■ Directly Generated  
■ Federal Government  
■ Local Government  
■ State Government



### Capital Funding Sources

■ Directly Generated  
■ Federal Government  
■ Local Government  
■ State Government

### Sources of Capital Funds Expended

Directly Generated	\$0
Federal Government	\$0
Local Government	\$0
State Government	\$0
<b>Total Capital Funds Expended</b>	<b>\$0</b>

## 2022 Asset Management

<b>Transit Asset Management (TAM) Tier</b>	Tier II	<b>TAM Sponsor NTD ID</b>	4R05
--	---------	---------------------------	------

### Metrics

#### 2022 Performance Measure - Asset - 2023 Target (% not in State of Good Repair)

Equipment - Automobiles - 0%  
 Equipment - Trucks and other Rubber Tire Vehicles - 84%  
 Facility - Administrative / Maintenance Facilities - 0%  
 Facility - Passenger / Parking Facilities - 0%  
 Rolling Stock - BU - Bus - 67%  
 Rolling Stock - CU - Cutaway - 65%  
 Rolling Stock - MV - Minivan - 73%  
 Rolling Stock - VN - Van - 63%

Mode	Average Fleet Age in Years
Demand Response	4.5