

# 2022 Annual Agency Profile - Red Cliff Band of Lake Superior Chippewa dba Red Cliff (Miskwaabekong) Transit (NTD ID 50013)

**Mailing Address:** 88455 PIKE RD  
BAYFIELD, WI 54814-4741

**Website:** <http://redcliff-nsn.gov/>

### Geographic Coverage

**Primary Urbanized/Rural Area** Wisconsin Non-UZA

**Other Areas Served:**

### Assets

**Revenue Vehicles** 6  
**Service Vehicles** 0  
**Facilities** 0

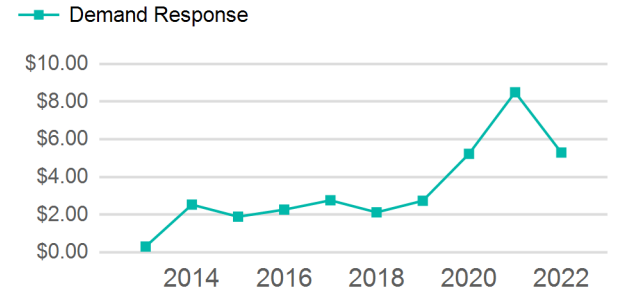
### Service Consumed

**Annual Unlinked Trips (UPT)** 12,401

### Service Supplied

**Annual Vehicle Revenue Miles (VRM)** 57,890  
**Annual Vehicle Revenue Hours (VRH)** 4,847  
**Vehicles Operated in Maximum Service (VOMS)** 5

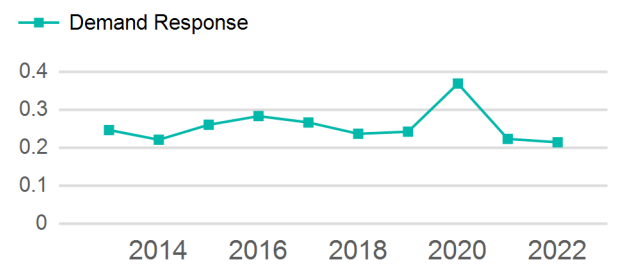
### Operating Expenses per Vehicle Revenue Mile



### Modal Characteristics

Mode	Annual Unlinked Passenger Trips	Directly Operated VOMS	Purchased Transportation VOMS	Annual Vehicle Revenue Miles	Annual Vehicle Revenue Hours
Demand Response	12,401	5	0	57,890	4,847
<b>Total</b>	<b>12,401</b>	<b>5</b>	<b>0</b>	<b>57,890</b>	<b>4,847</b>

### Unlinked Passenger Trip per Vehicle Revenue Mile



Mode	Service Efficiency		Service Effectiveness		
	OE per VRM	OE per VRH	UPT per VRM	UPT per VRH	OE per UPT
Demand Response	\$5.37	\$64.12	0.2	2.6	\$25.06
<b>Total</b>	<b>\$5.37</b>	<b>\$64.12</b>	<b>0.2</b>	<b>2.6</b>	<b>\$25.06</b>

# 2022 Annual Agency Profile - Red Cliff Band of Lake Superior Chippewa dba Red Cliff (Miskwaabekong) Transit (NTD ID 50013)

## Summary of Operating Expenses (OE)

Mode	Operating Expenses	Fare Revenues
Demand Response	\$310,775	\$6,908
<b>Total</b>	<b>\$310,775</b>	<b>\$6,908</b>

## 2022 Funding Breakdown

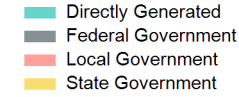
### Sources of Operating Funds Expended

Directly Generated	\$6,908
Federal Government	\$334,706
Local Government	\$0
State Government	\$0
<b>Total Operating Funds Expended</b>	<b>\$341,614</b>

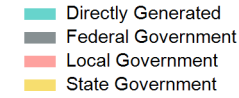
### Sources of Capital Funds Expended

Directly Generated	\$0
Federal Government	\$143,225
Local Government	\$0
State Government	\$0
<b>Total Capital Funds Expended</b>	<b>\$143,225</b>

## Operating Funding Sources



## Capital Funding Sources



## 2022 Asset Management

Transit Asset Management (TAM) Tier	Tier II	TAM Sponsor NTD ID	5R06
-------------------------------------	---------	--------------------	------

### Metrics

2022 Performance Measure - Asset - 2023 Target (% not in State of Good Repair)

Mode	Average Fleet Age in Years
Demand Response	4.2