

2022 Annual Agency Profile - North Township of Lake County dba Dial-A-Ride (NTD ID 50103)

Mailing Address: 5947 HOHMAN AVE
HAMMOND, IN 46320-2425

Website: <http://www.northtownshiptrustee.com/dial-a-ride/>

Geographic Coverage

Primary Urbanized/Rural Area Chicago, IL--IN
Service Area Population 170,200
Service Area Sq. Miles 527
Other Areas Served:
 Indiana Non-UZA, Indiana Non-UZA

Assets

Revenue Vehicles 7
Service Vehicles 0
Facilities 0

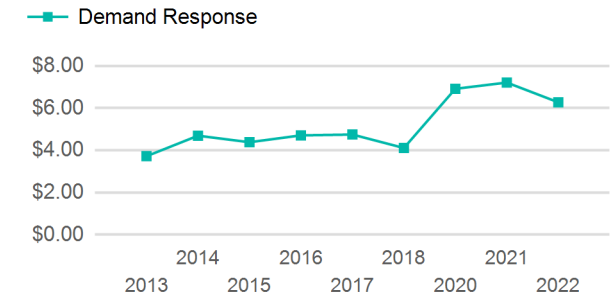
Service Consumed

Annual Unlinked Trips (UPT) 7,585

Service Supplied

Annual Vehicle Revenue Miles (VRM) 68,070
Annual Vehicle Revenue Hours (VRH) 6,187
Vehicles Operated in Maximum Service (VOMS) 7

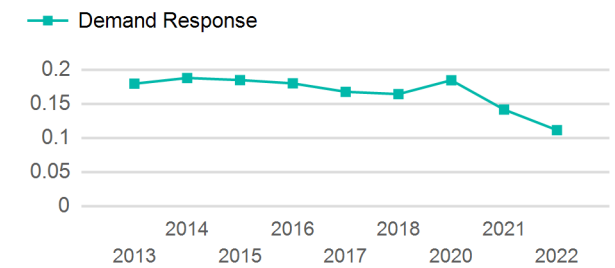
Operating Expenses per Vehicle Revenue Mile



Modal Characteristics

Mode	Annual Unlinked Passenger Trips	Directly Operated VOMS	Purchased Transportation VOMS	Annual Vehicle Revenue Miles	Annual Vehicle Revenue Hours
Demand Response	7,585	7	0	68,070	6,187
Total	7,585	7	0	68,070	6,187

Unlinked Passenger Trip per Vehicle Revenue Mile



Mode	Service Efficiency		Service Effectiveness		
	OE per VRM	OE per VRH	UPT per VRM	UPT per VRH	OE per UPT
Demand Response	\$6.27	\$69.04	0.1	1.2	\$56.31
Total	\$6.27	\$69.04	0.1	1.2	\$56.31

2022 Annual Agency Profile - North Township of Lake County dba Dial-A-Ride (NTD ID 50103)

2022 Funding Breakdown

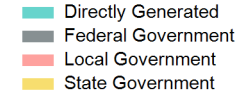
Summary of Operating Expenses (OE)

Mode	Operating Expenses	Fare Revenues
Demand Response	\$427,130	\$0
Total	\$427,130	\$0

Sources of Operating Funds Expended

Directly Generated	\$10,926
Federal Government	\$153,313
Local Government	\$166,724
State Government	\$96,167
Total Operating Funds Expended	\$427,130

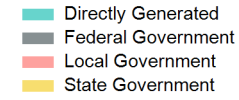
Operating Funding Sources



Capital Funding Sources

Sources of Capital Funds Expended

Directly Generated	\$0
Federal Government	\$0
Local Government	\$0
State Government	\$0
Total Capital Funds Expended	\$0



2022 Asset Management

Transit Asset Management (TAM) Tier Tier II

TAM Sponsor NTD ID A0015

Metrics

2022 Performance Measure - Asset - 2023 Target
(% not in State of Good Repair)

Mode	Average Fleet Age in Years
Demand Response	4.6