

2022 Annual Agency Profile - City of Valparaiso dba Valpo (NTD ID 50183)

Mailing Address: 166 LINCOLNWAY
VALPARAISO, IN 46383-5524

Website: <http://www.valpotransit.com>

Geographic Coverage

Primary Urbanized/Rural Area Valparaiso--Shorewood Forest, IN
Service Area Population 34,151
Service Area Sq. Miles 16

Other Areas Served:

Indiana Non-UZA

Assets

Revenue Vehicles 13
Service Vehicles 0
Facilities 3

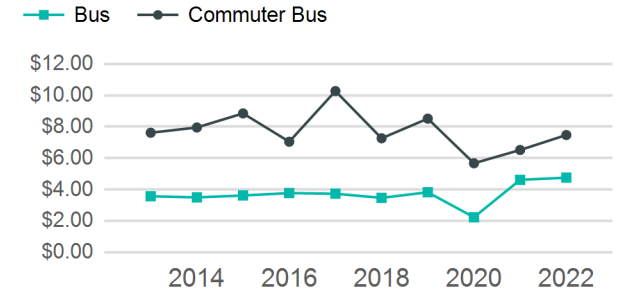
Service Consumed

Annual Unlinked Trips (UPT) 106,619

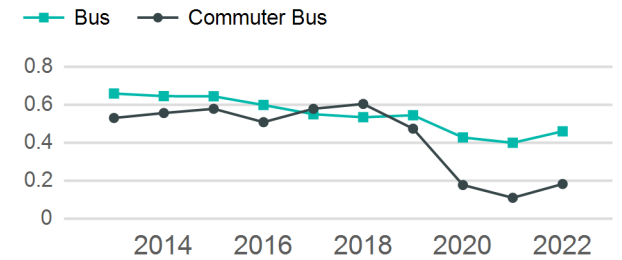
Service Supplied

Annual Vehicle Revenue Miles (VRM) 323,090
Annual Vehicle Revenue Hours (VRH) 19,818
Vehicles Operated in Maximum Service (VOMS) 13

Operating Expenses per Vehicle Revenue Mile



Unlinked Passenger Trip per Vehicle Revenue Mile



Modal Characteristics

Mode	Annual Unlinked Passenger Trips	Directly Operated VOMS	Purchased Transportation VOMS	Annual Vehicle Revenue Miles	Annual Vehicle Revenue Hours
Commuter Bus	27,515	0	7	151,009	6,764
Bus	79,104	0	6	172,081	13,054
Total	106,619	0	13	323,090	19,818

Metrics

Service Efficiency

Service Effectiveness

Mode	OE per VRM	OE per VRH	UPT per VRM	UPT per VRH	OE per UPT
Commuter Bus	\$7.47	\$166.85	0.2	4.1	\$41.02
Bus	\$4.76	\$62.72	0.5	6.1	\$10.35
Total	\$6.03	\$98.26	0.3	5.4	\$18.26

2022 Annual Agency Profile - City of Valparaiso dba Valpo (NTD ID 50183)

2022 Funding Breakdown


Summary of Operating Expenses (OE)

Mode	Operating Expenses	Fare Revenues
Commuter Bus	\$1,128,564	\$167,549
Bus	\$818,727	\$222,864
Total	\$1,947,291	\$390,413


Sources of Operating Funds Expended

Directly Generated	\$493,396
Federal Government	\$714,655
Local Government	\$505,333
State Government	\$233,907
Total Operating Funds Expended	\$1,947,291

Operating Funding Sources



Capital Funding Sources



Sources of Capital Funds Expended

Directly Generated	\$0
Federal Government	\$61,949
Local Government	\$15,487
State Government	\$0
Total Capital Funds Expended	\$77,436

2022 Asset Management

Transit Asset Management (TAM) Tier: Tier II TAM Sponsor NTD ID: A0015

Metrics

2022 Performance Measure - Asset - 2023 Target (% not in State of Good Repair)

Mode	Average Fleet Age in Years
Commuter Bus	9.9
Bus	4.5