

2022 Annual Agency Profile - Lawrence County Port Authority (NTD ID 50186)

Mailing Address: 216 COLLINS AVE
SOUTH POINT, OH 45680-8501

Website: <http://www.lawrencecountytransit.com/>.

Geographic Coverage

Primary Urbanized/Rural Area Huntington, WV--KY--OH
Service Area Population 113,532
Service Area Sq. Miles 67
Other Areas Served:
 Ohio Non-UZA

Assets

Revenue Vehicles 22
Service Vehicles 0
Facilities 1

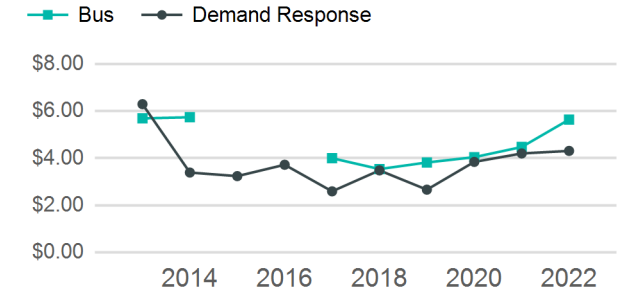
Service Consumed

Annual Unlinked Trips (UPT) 13,777

Service Supplied

Annual Vehicle Revenue Miles (VRM) 210,586
Annual Vehicle Revenue Hours (VRH) 13,027
Vehicles Operated in Maximum Service (VOMS) 20

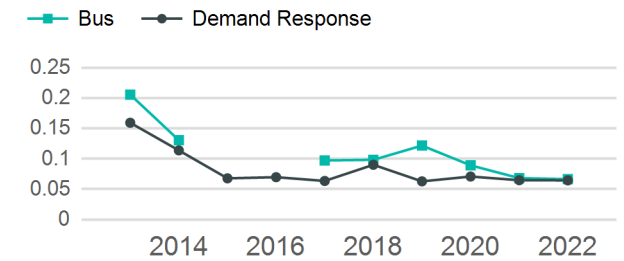
Operating Expenses per Vehicle Revenue Mile



Modal Characteristics

Mode	Annual Unlinked Passenger Trips	Directly Operated VOMS	Purchased Transportation VOMS	Annual Vehicle Revenue Miles	Annual Vehicle Revenue Hours
Demand Response	7,491	0	13	116,106	7,783
Bus	6,286	0	7	94,480	5,244
Total	13,777	0	20	210,586	13,027

Unlinked Passenger Trip per Vehicle Revenue Mile



Metrics

Service Efficiency

Service Effectiveness

Mode	OE per VRM	OE per VRH	UPT per VRM	UPT per VRH	OE per UPT
Demand Response	\$4.31	\$64.28	0.1	1.0	\$66.79
Bus	\$5.64	\$101.58	0.1	1.2	\$84.74
Total	\$4.91	\$79.30	0.1	1.1	\$74.98

2022 Annual Agency Profile - Lawrence County Port Authority (NTD ID 50186)

2022 Funding Breakdown

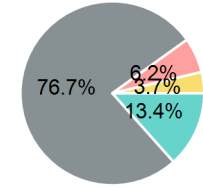
Summary of Operating Expenses (OE)

Mode	Operating Expenses	Fare Revenues
Demand Response	\$500,290	\$136,099
Bus	\$532,692	\$2,298
Total	\$1,032,982	\$138,397

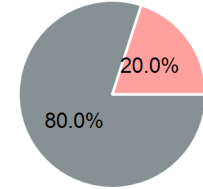
Sources of Operating Funds Expended

Directly Generated	\$138,397
Federal Government	\$792,362
Local Government	\$63,861
State Government	\$38,362
Total Operating Funds Expended	\$1,032,982

Operating Funding Sources



Capital Funding Sources



Sources of Capital Funds Expended

Directly Generated	\$0
Federal Government	\$146,880
Local Government	\$36,720
State Government	\$0
Total Capital Funds Expended	\$183,600

2022 Asset Management

Transit Asset Management (TAM) Tier Tier II

TAM Sponsor NTD ID

Metrics

2022 Performance Measure - Asset - 2023 Target (% not in State of Good Repair)

Facility - Passenger / Parking Facilities - 0%
Rolling Stock - CU - Cutaway - 0%
Rolling Stock - MV - Minivan - 85%
Rolling Stock - SV - Sports Utility Vehicle - 100%
Rolling Stock - VN - Van - 100%

Mode	Average Fleet Age in Years
Demand Response	9.3
Bus	3.1