

2022 Annual Agency Profile - Boone County Council on Aging (NTD ID 50194)

Mailing Address: 2141 HENRY LUCKOW LN
BELVIDERE, IL 61008-1700

Website: <http://www.keenage.org/>

Geographic Coverage

Primary Urbanized/Rural Area Rockford, IL
Service Area Population 54,165
Service Area Sq. Miles 267
Other Areas Served:
 Illinois Non-UZA

Assets

Revenue Vehicles 12
Service Vehicles 0
Facilities 0

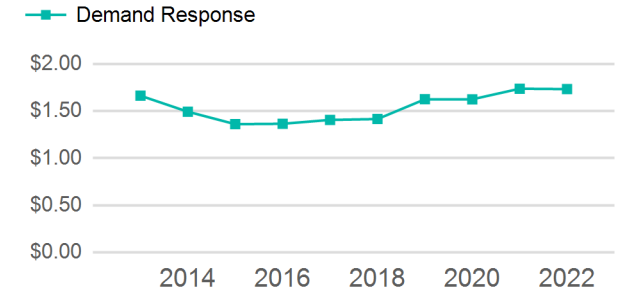
Service Consumed

Annual Unlinked Trips (UPT) 27,495

Service Supplied

Annual Vehicle Revenue Miles (VRM) 171,141
Annual Vehicle Revenue Hours (VRH) 14,089
Vehicles Operated in Maximum Service (VOMS) 7

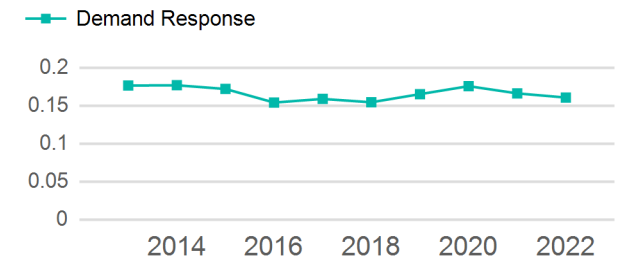
Operating Expenses per Vehicle Revenue Mile



Modal Characteristics

Mode	Annual Unlinked Passenger Trips	Directly Operated VOMS	Purchased Transportation VOMS	Annual Vehicle Revenue Miles	Annual Vehicle Revenue Hours
Demand Response	27,495	7	0	171,141	14,089
Total	27,495	7	0	171,141	14,089

Unlinked Passenger Trip per Vehicle Revenue Mile



Mode	Service Efficiency		Service Effectiveness		
	OE per VRM	OE per VRH	UPT per VRM	UPT per VRH	OE per UPT
Demand Response	\$3.47	\$42.10	0.2	2.0	\$21.57
Total	\$3.47	\$42.10	0.2	2.0	\$21.57

2022 Annual Agency Profile - Boone County Council on Aging (NTD ID 50194)

2022 Funding Breakdown

Summary of Operating Expenses (OE)

Mode	Operating Expenses	Fare Revenues
Demand Response	\$593,089	\$24,622
Total	\$593,089	\$24,622

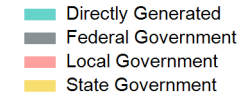
Sources of Operating Funds Expended

Directly Generated	\$423,284
Federal Government	\$80,128
Local Government	\$0
State Government	\$89,677
Total Operating Funds Expended	\$593,089

Operating Funding Sources



Capital Funding Sources



Sources of Capital Funds Expended

Directly Generated	\$0
Federal Government	\$0
Local Government	\$0
State Government	\$0
Total Capital Funds Expended	\$0

2022 Asset Management

Transit Asset Management (TAM) Tier	Tier II	TAM Sponsor NTD ID	5R01
--	---------	---------------------------	------

Metrics

2022 Performance Measure - Asset - 2023 Target
(% not in State of Good Repair)

Mode	Average Fleet Age in Years
Demand Response	5.8