

2022 Annual Agency Profile - Voluntary Action Center (NTD ID 50215)

Mailing Address: 1606 BETHANY RD
SYCAMORE, IL 60178-3120

Website: <https://vacdk.com/transportation/>

Geographic Coverage

Primary Urbanized/Rural Area DeKalb, IL
Service Area Population 65,653
Service Area Sq. Miles 608

Other Areas Served:

Illinois Non-UZA

Assets

Revenue Vehicles 25
Service Vehicles 0
Facilities 1

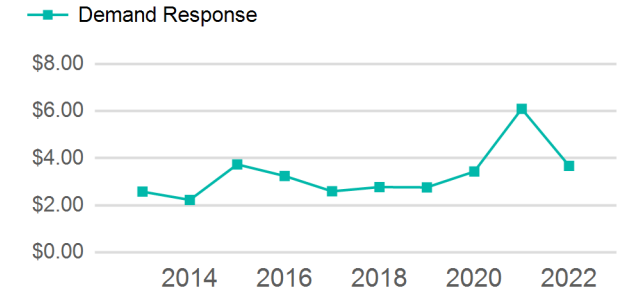
Service Consumed

Annual Unlinked Trips (UPT) 35,694

Service Supplied

Annual Vehicle Revenue Miles (VRM) 321,925
Annual Vehicle Revenue Hours (VRH) 20,352
Vehicles Operated in Maximum Service (VOMS) 21

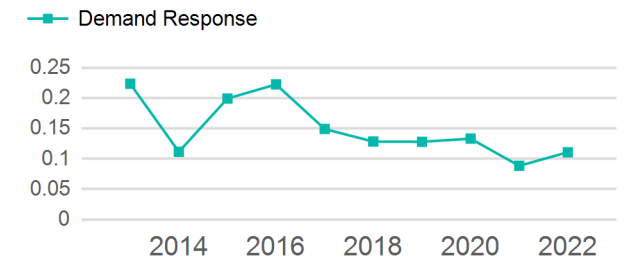
Operating Expenses per Vehicle Revenue Mile



Modal Characteristics

Mode	Annual Unlinked Passenger Trips	Directly Operated VOMS	Purchased Transportation VOMS	Annual Vehicle Revenue Miles	Annual Vehicle Revenue Hours
Demand Response	35,694	21	0	321,925	20,352
Total	35,694	21	0	321,925	20,352

Unlinked Passenger Trip per Vehicle Revenue Mile



Mode	Service Efficiency		Service Effectiveness		
	OE per VRM	OE per VRH	UPT per VRM	UPT per VRH	OE per UPT
Demand Response	\$7.35	\$116.29	0.1	1.8	\$66.30
Total	\$7.35	\$116.29	0.1	1.8	\$66.30

2022 Annual Agency Profile - Voluntary Action Center (NTD ID 50215)

2022 Funding Breakdown

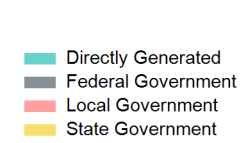
Summary of Operating Expenses (OE)

Mode	Operating Expenses	Fare Revenues
Demand Response	\$2,366,685	\$156,168
Total	\$2,366,685	\$156,168

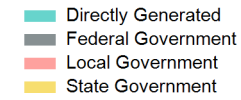
Sources of Operating Funds Expended

Directly Generated	\$156,168
Federal Government	\$1,358,656
Local Government	\$0
State Government	\$851,861
Total Operating Funds Expended	\$2,366,685

Operating Funding Sources



Capital Funding Sources



Sources of Capital Funds Expended

Directly Generated	\$0
Federal Government	\$0
Local Government	\$0
State Government	\$0
Total Capital Funds Expended	\$0

2022 Asset Management

Transit Asset Management (TAM) Tier: Tier II TAM Sponsor NTD ID: 5R01

Metrics

2022 Performance Measure - Asset - 2023 Target (% not in State of Good Repair)

Mode	Average Fleet Age in Years
Demand Response	8.9