

# 2022 Annual Agency Profile - Volunteer Interfaith Network Effort (NTD ID 50321)

**Mailing Address:** 421 E HICKORY ST  
MANKATO, MN 56001-2635

**Website:** <http://www.vinevolunteers.com>

## Service Consumed

Annual Unlinked Trips (UPT) 12,259

## Service Supplied

Annual Vehicle Revenue Miles (VRM) 224,978

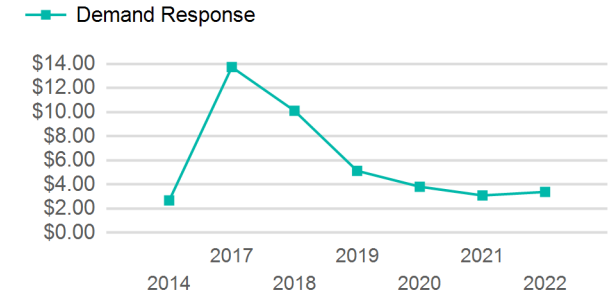
Annual Vehicle Revenue Hours (VRH) 9,155

Vehicles Operated in Maximum Service (VOMS) 5

## Assets

Revenue Vehicles 5  
Service Vehicles 0  
Facilities 0

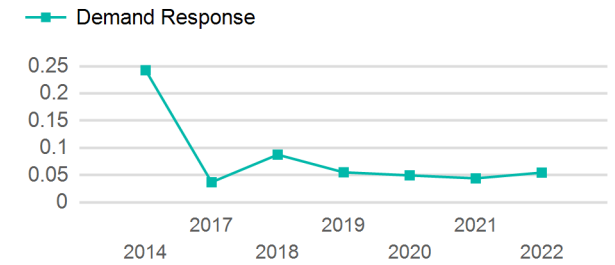
## Operating Expenses per Vehicle Revenue Mile



## Modal Characteristics

Mode	Annual Unlinked Passenger Trips	Directly Operated VOMS	Purchased Transportation VOMS	Annual Vehicle Revenue Miles	Annual Vehicle Revenue Hours
Demand Response	12,259	5	0	224,978	9,155
<b>Total</b>	<b>12,259</b>	<b>5</b>	<b>0</b>	<b>224,978</b>	<b>9,155</b>

## Unlinked Passenger Trip per Vehicle Revenue Mile



Mode	Service Efficiency		Service Effectiveness		
	OE per VRM	OE per VRH	UPT per VRM	UPT per VRH	OE per UPT
Demand Response	\$3.38	\$83.12	0.1	1.3	\$62.07
<b>Total</b>	<b>\$3.38</b>	<b>\$83.12</b>	<b>0.1</b>	<b>1.3</b>	<b>\$62.07</b>

# 2022 Annual Agency Profile - Volunteer Interfaith Network Effort (NTD ID 50321)

## 2022 Funding Breakdown

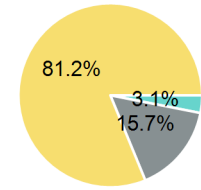
### Summary of Operating Expenses (OE)

Mode	Operating Expenses	Fare Revenues
Demand Response	\$760,935	\$23,509
<b>Total</b>	<b>\$760,935</b>	<b>\$23,509</b>

### Sources of Operating Funds Expended

Directly Generated	\$23,509
Federal Government	\$119,344
Local Government	\$0
State Government	\$618,082
<b>Total Operating Funds Expended</b>	<b>\$760,935</b>

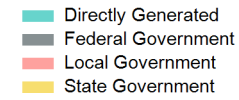
### Operating Funding Sources



### Capital Funding Sources

### Sources of Capital Funds Expended

Directly Generated	\$0
Federal Government	\$0
Local Government	\$0
State Government	\$0
<b>Total Capital Funds Expended</b>	<b>\$0</b>



## 2022 Asset Management

<b>Transit Asset Management (TAM) Tier</b>	Tier II	<b>TAM Sponsor NTD ID</b>	5R04
--	---------	---------------------------	------

### Metrics

### 2022 Performance Measure - Asset - 2023 Target (% not in State of Good Repair)

- Equipment - Automobiles - 10%
- Equipment - Trucks and other Rubber Tire Vehicles - 10%
- Facility - Administrative / Maintenance Facilities - 10%
- Facility - Passenger / Parking Facilities - 10%
- Rolling Stock - CU - Cutaway - 10%
- Rolling Stock - VN - Van - 10%

Mode	Average Fleet Age in Years
Demand Response	6.6