

2022 Annual Agency Profile - Scioto County/Access Scioto County (NTD ID 50363)

Mailing Address: 602 7TH STREET
PORTSMOUTH, OH 45662-3950

Website: <http://www.asctransit.org/id24.html>

Service Consumed

Annual Unlinked Trips (UPT) 43,824

Huntington, WV--KY--OH

Assets

Revenue Vehicles 13
Service Vehicles 0
Facilities 1

Service Supplied

Annual Vehicle Revenue Miles (VRM) 182,335
Annual Vehicle Revenue Hours (VRH) 14,455
Vehicles Operated in Maximum Service (VOMS) 12

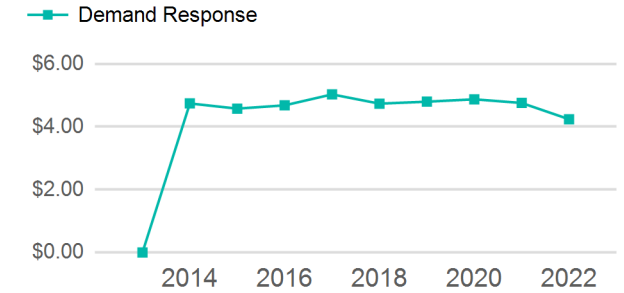
Modal Characteristics

Mode	Annual Unlinked Passenger Trips	Directly Operated VOMS	Purchased Transportation VOMS	Annual Vehicle Revenue Miles	Annual Vehicle Revenue Hours
Demand Response	43,824	12	0	182,335	14,455
Total	43,824	12	0	182,335	14,455

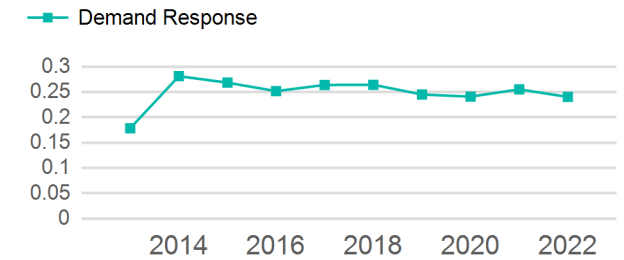
Metrics

Mode	Service Efficiency		Service Effectiveness		
	OE per VRM	OE per VRH	UPT per VRM	UPT per VRH	OE per UPT
Demand Response	\$4.24	\$53.47	0.2	3.0	\$17.64
Total	\$4.24	\$53.47	0.2	3.0	\$17.64

Operating Expenses per Vehicle Revenue Mile



Unlinked Passenger Trip per Vehicle Revenue Mile



2022 Annual Agency Profile - Scioto County/Access Scioto County (NTD ID 50363)

2022 Funding Breakdown

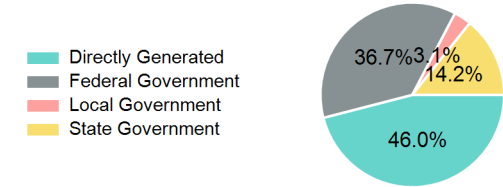
Summary of Operating Expenses (OE)

Mode	Operating Expenses	Fare Revenues
Demand Response	\$772,837	\$23,841
Total	\$772,837	\$23,841

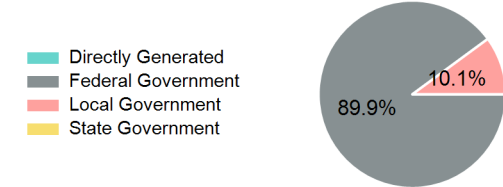
Sources of Operating Funds Expended

Directly Generated	\$355,468
Federal Government	\$283,879
Local Government	\$23,788
State Government	\$109,702
Total Operating Funds Expended	\$772,837

Operating Funding Sources



Capital Funding Sources



Sources of Capital Funds Expended

Directly Generated	\$0
Federal Government	\$60,507
Local Government	\$6,779
State Government	\$0
Total Capital Funds Expended	\$67,286

2022 Asset Management

Transit Asset Management (TAM) Tier	Tier II	TAM Sponsor NTD ID	5R05
--	---------	---------------------------	------

Metrics

2022 Performance Measure - Asset - 2023 Target (% not in State of Good Repair)

Equipment - Automobiles - 100%
Equipment - Trucks and other Rubber Tire Vehicles - 100%
Facility - Administrative / Maintenance Facilities - 16%
Facility - Passenger / Parking Facilities - 0%
Rolling Stock - AO - Automobile - 50%
Rolling Stock - BU - Bus - 40%
Rolling Stock - CU - Cutaway - 20%
Rolling Stock - MV - Minivan - 35%
Rolling Stock - SV - Sports Utility Vehicle - 50%
Rolling Stock - VN - Van - 35%

Mode	Average Fleet Age in Years
Demand Response	6.1