

2022 Annual Agency Profile - Morgan County Transit (NTD ID 50421)

Mailing Address: 155 E MAIN ST
MCCONNELSVILLE, OH 43756-1296

Website: <http://www.mocopublictransit.com/>

Service Consumed

Annual Unlinked Trips (UPT) 22,841

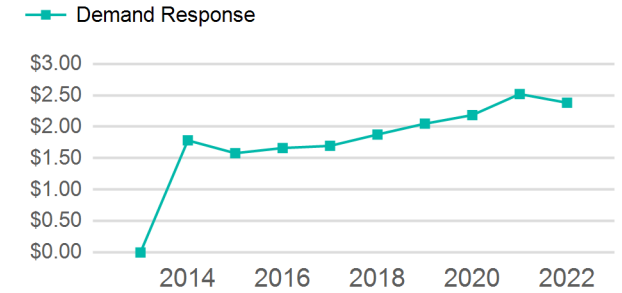
Assets

Revenue Vehicles 23
Service Vehicles 0
Facilities 1

Service Supplied

Annual Vehicle Revenue Miles (VRM) 503,847
Annual Vehicle Revenue Hours (VRH) 25,340
Vehicles Operated in Maximum Service (VOMS) 21

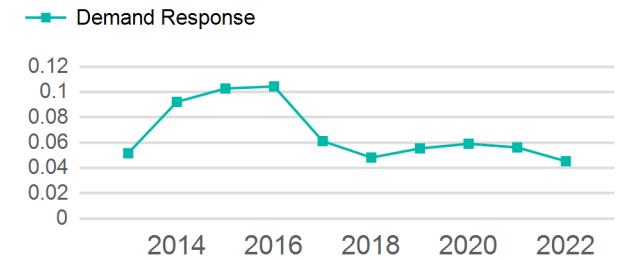
Operating Expenses per Vehicle Revenue Mile



Modal Characteristics

Mode	Annual Unlinked Passenger Trips	Directly Operated VOMS	Purchased Transportation VOMS	Annual Vehicle Revenue Miles	Annual Vehicle Revenue Hours
Demand Response	22,841	21	0	503,847	25,340
Total	22,841	21	0	503,847	25,340

Unlinked Passenger Trip per Vehicle Revenue Mile



Mode	Service Efficiency		Service Effectiveness		
	OE per VRM	OE per VRH	UPT per VRM	UPT per VRH	OE per UPT
Demand Response	\$2.38	\$47.35	0.0	0.9	\$52.53
Total	\$2.38	\$47.35	0.0	0.9	\$52.53

2022 Annual Agency Profile - Morgan County Transit (NTD ID 50421)

2022 Funding Breakdown

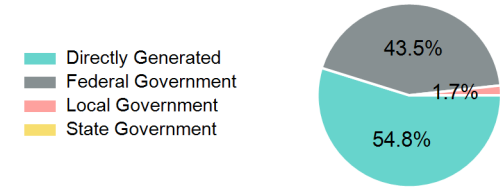
Summary of Operating Expenses (OE)

Mode	Operating Expenses	Fare Revenues
Demand Response	\$1,199,756	\$28,535
Total	\$1,199,756	\$28,535

Sources of Operating Funds Expended

Directly Generated	\$657,580
Federal Government	\$521,612
Local Government	\$20,564
State Government	\$0
Total Operating Funds Expended	\$1,199,756

Operating Funding Sources



Capital Funding Sources

Sources of Capital Funds Expended

Directly Generated	\$0
Federal Government	\$0
Local Government	\$0
State Government	\$0
Total Capital Funds Expended	\$0



2022 Asset Management

Transit Asset Management (TAM) Tier	Tier II	TAM Sponsor NTD ID	5R05
--	---------	---------------------------	------

Metrics

2022 Performance Measure - Asset - 2023 Target (% not in State of Good Repair)

Equipment - Automobiles - 100%
Equipment - Trucks and other Rubber Tire Vehicles - 100%
Facility - Administrative / Maintenance Facilities - 16%
Facility - Passenger / Parking Facilities - 0%
Rolling Stock - AO - Automobile - 50%
Rolling Stock - BU - Bus - 40%
Rolling Stock - CU - Cutaway - 20%
Rolling Stock - MV - Minivan - 35%
Rolling Stock - SV - Sports Utility Vehicle - 50%
Rolling Stock - VN - Van - 35%

Mode	Average Fleet Age in Years
Demand Response	3.9