

2022 Annual Agency Profile - Transportation Resources For Independent People of Sandusky (TRIPS) (NTD ID 50433)

Mailing Address: 127 S FRONT ST
FREMONT, OH 43420-3021

Website: <https://www.glcap.org/programs/transportation/>

Service Consumed

Annual Unlinked Trips (UPT) 31,832

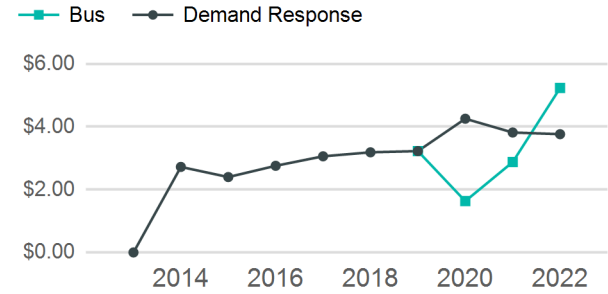
Assets

Revenue Vehicles 17
Service Vehicles 0
Facilities 1

Service Supplied

Annual Vehicle Revenue Miles (VRM) 313,811
Annual Vehicle Revenue Hours (VRH) 16,686
Vehicles Operated in Maximum Service (VOMS) 14

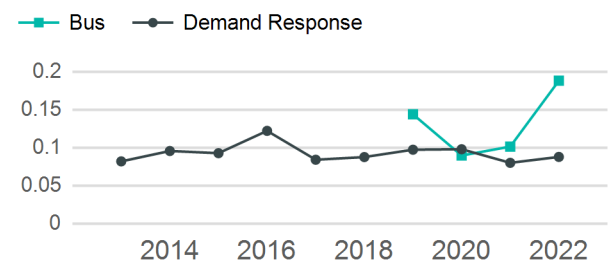
Operating Expenses per Vehicle Revenue Mile



Modal Characteristics

Mode	Annual Unlinked Passenger Trips	Directly Operated VOMS	Purchased Transportation VOMS	Annual Vehicle Revenue Miles	Annual Vehicle Revenue Hours
Demand Response	23,814	10	0	271,180	11,726
Bus	8,018	4	0	42,631	4,960
Total	31,832	14	0	313,811	16,686

Unlinked Passenger Trip per Vehicle Revenue Mile



Metrics

Service Efficiency

Service Effectiveness

Mode	OE per VRM	OE per VRH	UPT per VRM	UPT per VRH	OE per UPT
Demand Response	\$3.76	\$87.04	0.1	2.0	\$42.86
Bus	\$5.23	\$44.96	0.2	1.6	\$27.82
Total	\$3.96	\$74.54	0.1	1.9	\$39.07

2022 Annual Agency Profile - Transportation Resources For Independent People of Sandusky (TRIPS) (NTD ID 50433)

Summary of Operating Expenses (OE)

Mode	Operating Expenses	Fare Revenues
Demand Response	\$1,020,672	\$36,580
Bus	\$223,024	\$0
Total	\$1,243,696	\$36,580

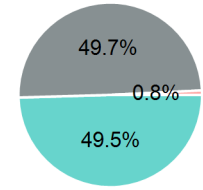
2022 Funding Breakdown

Sources of Operating Funds Expended

Directly Generated	\$616,124
Federal Government	\$617,968
Local Government	\$9,604
State Government	\$0
Total Operating Funds Expended	\$1,243,696

Operating Funding Sources

- Directly Generated
- Federal Government
- Local Government
- State Government



Capital Funding Sources

- Directly Generated
- Federal Government
- Local Government
- State Government

Sources of Capital Funds Expended

Directly Generated	\$0
Federal Government	\$0
Local Government	\$0
State Government	\$0
Total Capital Funds Expended	\$0

2022 Asset Management

Transit Asset Management (TAM) Tier Tier II **TAM Sponsor NTD ID** 5R05

Metrics

2022 Performance Measure - Asset - 2023 Target (% not in State of Good Repair)

Equipment - Automobiles - 100%
 Equipment - Trucks and other Rubber Tire Vehicles - 100%
 Facility - Administrative / Maintenance Facilities - 16%
 Facility - Passenger / Parking Facilities - 0%
 Rolling Stock - AO - Automobile - 50%
 Rolling Stock - BU - Bus - 40%
 Rolling Stock - CU - Cutaway - 20%
 Rolling Stock - MV - Minivan - 35%
 Rolling Stock - SV - Sports Utility Vehicle - 50%
 Rolling Stock - VN - Van - 35%

Mode	Average Fleet Age in Years
Demand Response	4.8
Bus	4.6