

# 2022 Annual Agency Profile - Living Wells in Wabash County Council on Aging dba Wabash County Transit (NTD ID 50441)

**Mailing Address:** 1 W HILL ST STE 103  
WABASH, IN 46992-3167

**Website:** <http://www.livingwellinwabashcounty.org/>

## Service Consumed

**Annual Unlinked Trips (UPT)** 13,416

## Assets

## Service Supplied

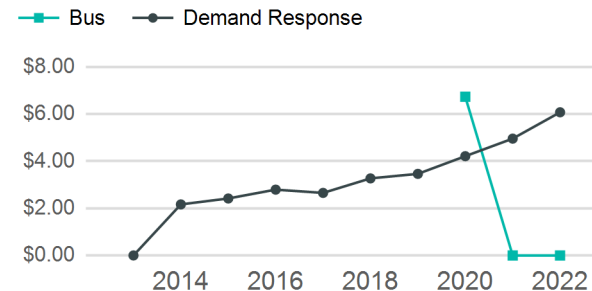
**Annual Vehicle Revenue Miles (VRM)** 78,991

**Annual Vehicle Revenue Hours (VRH)** 5,090

**Vehicles Operated in Maximum Service (VOMS)** 4

**Revenue Vehicles** 8  
**Service Vehicles** 0  
**Facilities** 1

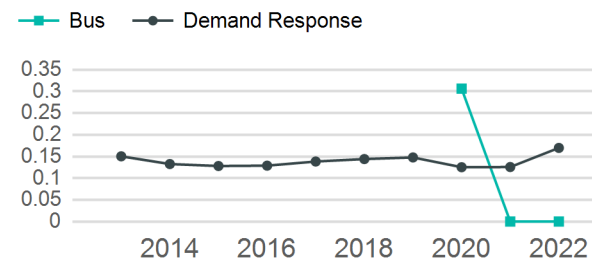
## Operating Expenses per Vehicle Revenue Mile



## Modal Characteristics

Mode	Annual Unlinked Passenger Trips	Directly Operated VOMS	Purchased Transportation VOMS	Annual Vehicle Revenue Miles	Annual Vehicle Revenue Hours
Demand Response	13,416	4	0	78,991	5,090
<b>Total</b>	<b>13,416</b>	<b>4</b>	<b>0</b>	<b>78,991</b>	<b>5,090</b>

## Unlinked Passenger Trip per Vehicle Revenue Mile



Mode	Service Efficiency		Service Effectiveness		
	OE per VRM	OE per VRH	UPT per VRM	UPT per VRH	OE per UPT
Demand Response	\$6.07	\$94.26	0.2	2.6	\$35.76
<b>Total</b>	<b>\$6.07</b>	<b>\$94.26</b>	<b>0.2</b>	<b>2.6</b>	<b>\$35.76</b>

# 2022 Annual Agency Profile - Living Wells in Wabash County Council on Aging dba Wabash County Transit (NTD ID 50441)

## Summary of Operating Expenses (OE)

Mode	Operating Expenses	Fare Revenues
Demand Response	\$479,775	\$17,936
<b>Total</b>	<b>\$479,775</b>	<b>\$17,936</b>

## 2022 Funding Breakdown

### Sources of Operating Funds Expended

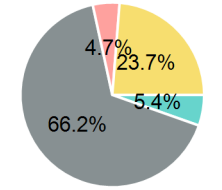
Directly Generated	\$25,847
Federal Government	\$317,529
Local Government	\$22,551
State Government	\$113,848
<b>Total Operating Funds Expended</b>	<b>\$479,775</b>

### Sources of Capital Funds Expended

Directly Generated	\$0
Federal Government	\$26,276
Local Government	\$6,569
State Government	\$0
<b>Total Capital Funds Expended</b>	<b>\$32,845</b>

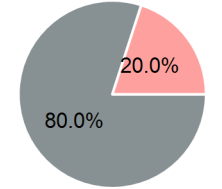
## Operating Funding Sources

■ Directly Generated  
■ Federal Government  
■ Local Government  
■ State Government



## Capital Funding Sources

■ Directly Generated  
■ Federal Government  
■ Local Government  
■ State Government



## 2022 Asset Management

<b>Transit Asset Management (TAM) Tier</b>	Tier II	<b>TAM Sponsor NTD ID</b>	5R02
--	---------	---------------------------	------

### Metrics

### 2022 Performance Measure - Asset - 2023 Target (% not in State of Good Repair)

Facility - Administrative / Maintenance Facilities - 20%  
 Facility - Passenger / Parking Facilities - 0%  
 Rolling Stock - AO - Automobile - 96%  
 Rolling Stock - CU - Cutaway - 84%  
 Rolling Stock - MV - Minivan - 45%  
 Rolling Stock - VN - Van - 100%

Mode	Average Fleet Age in Years
Demand Response	6.1