

# 2022 Annual Agency Profile - Wadena County Social Services (NTD ID 50446)

**Mailing Address:** 229 HARRY RICH DRIVE  
WADENA, MN 56482-2411

**Website:** <http://www.co.wadena.mn.us>

## Service Consumed

**Annual Unlinked Trips (UPT)** 53,028

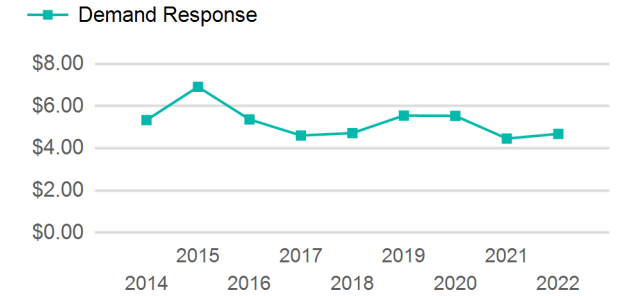
## Service Supplied

**Annual Vehicle Revenue Miles (VRM)** 189,053

**Annual Vehicle Revenue Hours (VRH)** 11,883

**Vehicles Operated in Maximum Service (VOMS)** 8

## Operating Expenses per Vehicle Revenue Mile



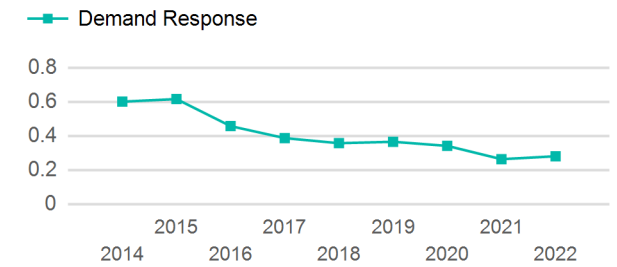
## Assets

**Revenue Vehicles** 8  
**Service Vehicles** 0  
**Facilities** 0

## Modal Characteristics

Mode	Annual Unlinked Passenger Trips	Directly Operated VOMS	Purchased Transportation VOMS	Annual Vehicle Revenue Miles	Annual Vehicle Revenue Hours
Demand Response	53,028	8	0	189,053	11,883
<b>Total</b>	<b>53,028</b>	<b>8</b>	<b>0</b>	<b>189,053</b>	<b>11,883</b>

## Unlinked Passenger Trip per Vehicle Revenue Mile



## Metrics

Mode	Service Efficiency		Service Effectiveness		
	OE per VRM	OE per VRH	UPT per VRM	UPT per VRH	OE per UPT
Demand Response	\$4.68	\$74.52	0.3	4.5	\$16.70
<b>Total</b>	<b>\$4.68</b>	<b>\$74.52</b>	<b>0.3</b>	<b>4.5</b>	<b>\$16.70</b>

# 2022 Annual Agency Profile - Wadena County Social Services (NTD ID 50446)

## 2022 Funding Breakdown

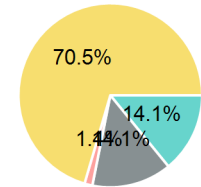
### Summary of Operating Expenses (OE)

Mode	Operating Expenses	Fare Revenues
Demand Response	\$885,563	\$124,704
<b>Total</b>	<b>\$885,563</b>	<b>\$124,704</b>

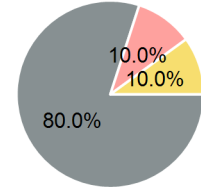
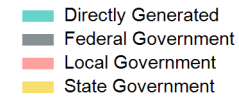
### Sources of Operating Funds Expended

Directly Generated	\$124,704
Federal Government	\$124,473
Local Government	\$12,384
State Government	\$624,002
<b>Total Operating Funds Expended</b>	<b>\$885,563</b>

### Operating Funding Sources



### Capital Funding Sources



### Sources of Capital Funds Expended

Directly Generated	\$0
Federal Government	\$72,750
Local Government	\$9,094
State Government	\$9,094
<b>Total Capital Funds Expended</b>	<b>\$90,938</b>

## 2022 Asset Management

<b>Transit Asset Management (TAM) Tier</b>	Tier II	<b>TAM Sponsor NTD ID</b>	5R04
--	---------	---------------------------	------

### Metrics

#### 2022 Performance Measure - Asset - 2023 Target (% not in State of Good Repair)

- Equipment - Automobiles - 10%
- Equipment - Trucks and other Rubber Tire Vehicles - 10%
- Facility - Administrative / Maintenance Facilities - 10%
- Facility - Passenger / Parking Facilities - 10%
- Rolling Stock - CU - Cutaway - 10%
- Rolling Stock - VN - Van - 10%

Mode	Average Fleet Age in Years
Demand Response	5.0