

# 2022 Annual Agency Profile - Pike County/Community Action Transit System (NTD ID 50464)

Mailing Address: 941 MARKET STREET  
PIKETON, OH 45661-9757

Website: <http://www.catsservices.org/>

## Service Consumed

Annual Unlinked Trips (UPT) 34,781

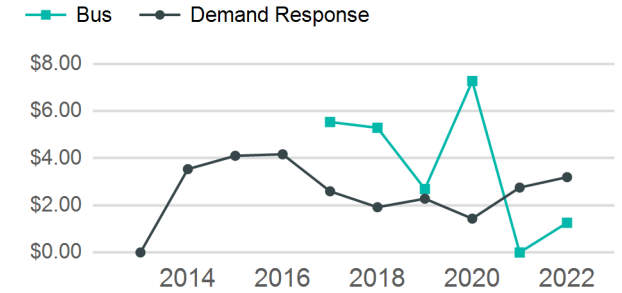
## Assets

Revenue Vehicles 11  
Service Vehicles 0  
Facilities 1

## Service Supplied

Annual Vehicle Revenue Miles (VRM) 280,171  
Annual Vehicle Revenue Hours (VRH) 49,235  
Vehicles Operated in Maximum Service (VOMS) 11

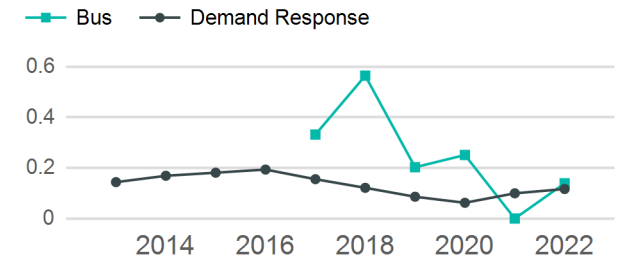
## Operating Expenses per Vehicle Revenue Mile



## Modal Characteristics

Mode	Annual Unlinked Passenger Trips	Directly Operated VOMS	Purchased Transportation VOMS	Annual Vehicle Revenue Miles	Annual Vehicle Revenue Hours
Demand Response	22,189	9	0	189,806	43,124
Bus	12,592	2	0	90,365	6,111
<b>Total</b>	<b>34,781</b>	<b>11</b>	<b>0</b>	<b>280,171</b>	<b>49,235</b>

## Unlinked Passenger Trip per Vehicle Revenue Mile



Mode	Service Efficiency		Service Effectiveness		
	OE per VRM	OE per VRH	UPT per VRM	UPT per VRH	OE per UPT
Demand Response	\$3.19	\$14.06	0.1	0.5	\$27.32
Bus	\$1.26	\$18.60	0.1	2.1	\$9.03
<b>Total</b>	<b>\$2.57</b>	<b>\$14.62</b>	<b>0.1</b>	<b>0.7</b>	<b>\$20.70</b>

# 2022 Annual Agency Profile - Pike County/Community Action Transit System (NTD ID 50464)

## 2022 Funding Breakdown

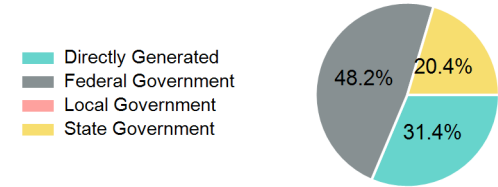
### Summary of Operating Expenses (OE)

Mode	Operating Expenses	Fare Revenues
Demand Response	\$606,309	\$20,682
Bus	\$113,680	\$3,254
<b>Total</b>	<b>\$719,989</b>	<b>\$23,936</b>

### Sources of Operating Funds Expended

Directly Generated	\$225,914
Federal Government	\$347,344
Local Government	\$0
State Government	\$146,731
<b>Total Operating Funds Expended</b>	<b>\$719,989</b>

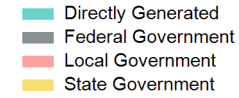
### Operating Funding Sources



### Capital Funding Sources

### Sources of Capital Funds Expended

Directly Generated	\$0
Federal Government	\$0
Local Government	\$0
State Government	\$0
<b>Total Capital Funds Expended</b>	<b>\$0</b>



## 2022 Asset Management

Transit Asset Management (TAM) Tier: Tier II TAM Sponsor NTD ID: 5R05

### Metrics

### 2022 Performance Measure - Asset - 2023 Target (% not in State of Good Repair)

Equipment - Automobiles - 100%  
 Equipment - Trucks and other Rubber Tire Vehicles - 100%  
 Facility - Administrative / Maintenance Facilities - 16%  
 Facility - Passenger / Parking Facilities - 0%  
 Rolling Stock - AO - Automobile - 50%  
 Rolling Stock - BU - Bus - 40%  
 Rolling Stock - CU - Cutaway - 20%  
 Rolling Stock - MV - Minivan - 35%  
 Rolling Stock - SV - Sports Utility Vehicle - 50%  
 Rolling Stock - VN - Van - 35%

Mode	Average Fleet Age in Years
Demand Response	6.3
Bus	7.0