

2022 Annual Agency Profile - Yates Township Transportation System (NTD ID 50476)

Mailing Address: 1987 US 10
Idlewild, MI 49642

Website: <https://www.yatesdialaride.com/>

Service Consumed

Annual Unlinked Trips (UPT) 108,942

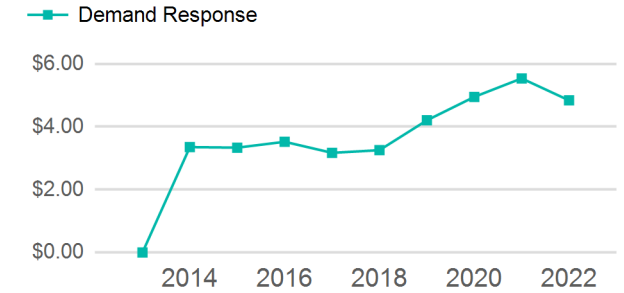
Assets

Revenue Vehicles 23
Service Vehicles 4
Facilities 1

Service Supplied

Annual Vehicle Revenue Miles (VRM) 353,843
Annual Vehicle Revenue Hours (VRH) 16,840
Vehicles Operated in Maximum Service (VOMS) 18

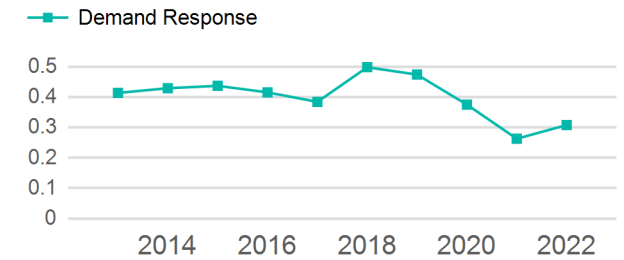
Operating Expenses per Vehicle Revenue Mile



Modal Characteristics

Mode	Annual Unlinked Passenger Trips	Directly Operated VOMS	Purchased Transportation VOMS	Annual Vehicle Revenue Miles	Annual Vehicle Revenue Hours
Demand Response	108,942	18	0	353,843	16,840
Total	108,942	18	0	353,843	16,840

Unlinked Passenger Trip per Vehicle Revenue Mile



Mode	Service Efficiency		Service Effectiveness		
	OE per VRM	OE per VRH	UPT per VRM	UPT per VRH	OE per UPT
Demand Response	\$4.84	\$101.66	0.3	6.5	\$15.71
Total	\$4.84	\$101.66	0.3	6.5	\$15.71

2022 Annual Agency Profile - Yates Township Transportation System (NTD ID 50476)

2022 Funding Breakdown

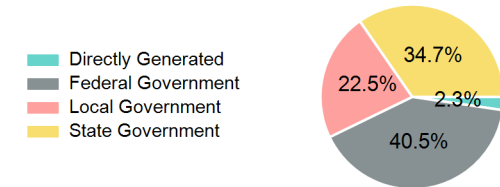
Summary of Operating Expenses (OE)

Mode	Operating Expenses	Fare Revenues
Demand Response	\$1,711,880	\$27,174
Total	\$1,711,880	\$27,174

Sources of Operating Funds Expended

Directly Generated	\$39,523
Federal Government	\$693,667
Local Government	\$384,980
State Government	\$593,710
Total Operating Funds Expended	\$1,711,880

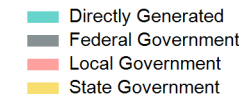
Operating Funding Sources



Capital Funding Sources

Sources of Capital Funds Expended

Directly Generated	\$0
Federal Government	\$0
Local Government	\$0
State Government	\$0
Total Capital Funds Expended	\$0



2022 Asset Management

Transit Asset Management (TAM) Tier	Tier II	TAM Sponsor NTD ID	5R03
--	---------	---------------------------	------

Metrics

2022 Performance Measure - Asset - 2023 Target (% not in State of Good Repair)

Equipment - Automobiles - 50%
Equipment - Trucks and other Rubber Tire Vehicles - 50%
Facility - Administrative / Maintenance Facilities - 5%
Facility - Passenger / Parking Facilities - 5%
Rolling Stock - AO - Automobile - 10%
Rolling Stock - BU - Bus - 15%
Rolling Stock - CU - Cutaway - 10%
Rolling Stock - FB - Ferryboat - 40%
Rolling Stock - MV - Minivan - 10%
Rolling Stock - SB - School Bus - 33%
Rolling Stock - SV - Sports Utility Vehicle - 10%
Rolling Stock - VN - Van - 10%

Mode	Average Fleet Age in Years
Demand Response	5.4