

2022 Annual Agency Profile - Three Rivers Community Action, Inc. (NTD ID 50510)

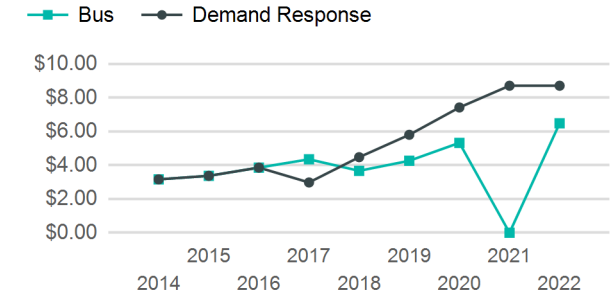
Mailing Address: 1414 NORTHSTAR DRIVE
ZUMBROTA, MN 55992-1091

Website: <http://www.threeriverscap.org>

Service Consumed

Annual Unlinked Trips (UPT) 176,624

Operating Expenses per Vehicle Revenue Mile



Assets

Revenue Vehicles 30
Service Vehicles 0
Facilities 4

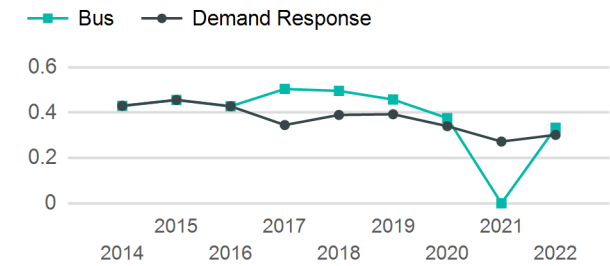
Service Supplied

Annual Vehicle Revenue Miles (VRM) 552,736
Annual Vehicle Revenue Hours (VRH) 56,648
Vehicles Operated in Maximum Service (VOMS) 21

Modal Characteristics

Mode	Annual Unlinked Passenger Trips	Directly Operated VOMS	Purchased Transportation VOMS	Annual Vehicle Revenue Miles	Annual Vehicle Revenue Hours
Demand Response	72,355	12	0	239,714	29,040
Bus	104,269	9	0	313,022	27,608
Total	176,624	21	0	552,736	56,648

Unlinked Passenger Trip per Vehicle Revenue Mile



Mode	Service Efficiency		Service Effectiveness		
	OE per VRM	OE per VRH	UPT per VRM	UPT per VRH	OE per UPT
Demand Response	\$8.71	\$71.87	0.3	2.5	\$28.84
Bus	\$6.48	\$73.48	0.3	3.8	\$19.46
Total	\$7.45	\$72.65	0.3	3.1	\$23.30

2022 Annual Agency Profile - Three Rivers Community Action, Inc. (NTD ID 50510)

2022 Funding Breakdown

Summary of Operating Expenses (OE)

Mode	Operating Expenses	Fare Revenues
Demand Response	\$2,087,042	\$195,665
Bus	\$2,028,609	\$183,620
Total	\$4,115,651	\$379,285

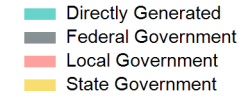
Sources of Operating Funds Expended

Directly Generated	\$379,285
Federal Government	\$633,759
Local Government	\$809,695
State Government	\$2,292,912
Total Operating Funds Expended	\$4,115,651

Operating Funding Sources



Capital Funding Sources



Sources of Capital Funds Expended

Directly Generated	\$0
Federal Government	\$0
Local Government	\$3,505
State Government	\$14,018
Total Capital Funds Expended	\$17,523

2022 Asset Management

Transit Asset Management (TAM) Tier	Tier II	TAM Sponsor NTD ID	5R04
--	---------	---------------------------	------

Metrics

2022 Performance Measure - Asset - 2023 Target (% not in State of Good Repair)

Equipment - Automobiles - 10%
Equipment - Trucks and other Rubber Tire Vehicles - 10%
Facility - Administrative / Maintenance Facilities - 10%
Facility - Passenger / Parking Facilities - 10%
Rolling Stock - CU - Cutaway - 10%
Rolling Stock - VN - Van - 10%

Mode	Average Fleet Age in Years
Demand Response	6.0
Bus	6.0