

# 2022 Annual Agency Profile - YWCA Madison Inc. (NTD ID 50524)

**Mailing Address:** 101 E MIFFLIN ST STE 100  
MADISON, WI 53703-2824

**Website:** <https://www.ywcamadison.org/>

## Geographic Coverage

**Primary Urbanized/Rural Area** Madison, WI  
**Service Area Population** 259,680  
**Service Area Sq. Miles** 101  
**Other Areas Served:**

## Service Consumed

**Annual Unlinked Trips (UPT)** 17,298

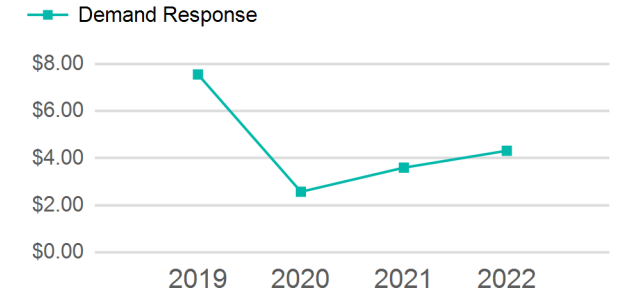
## Assets

**Revenue Vehicles** 7  
**Service Vehicles** 0  
**Facilities** 0

## Service Supplied

**Annual Vehicle Revenue Miles (VRM)** 184,450  
**Annual Vehicle Revenue Hours (VRH)** 11,780  
**Vehicles Operated in Maximum Service (VOMS)** 7

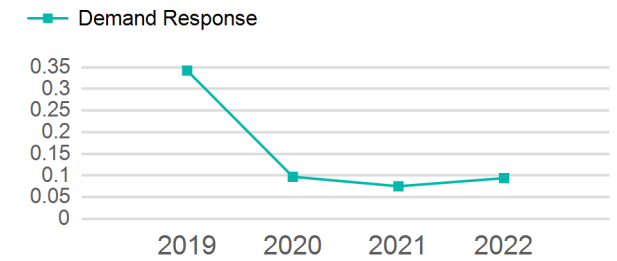
## Operating Expenses per Vehicle Revenue Mile



## Modal Characteristics

Mode	Annual Unlinked Passenger Trips	Directly Operated VOMS	Purchased Transportation VOMS	Annual Vehicle Revenue Miles	Annual Vehicle Revenue Hours
Demand Response	17,298	7	0	184,450	11,780
<b>Total</b>	<b>17,298</b>	<b>7</b>	<b>0</b>	<b>184,450</b>	<b>11,780</b>

## Unlinked Passenger Trip per Vehicle Revenue Mile



Mode	Service Efficiency		Service Effectiveness		
	OE per VRM	OE per VRH	UPT per VRM	UPT per VRH	OE per UPT
Demand Response	\$4.31	\$67.56	0.1	1.5	\$46.01
<b>Total</b>	<b>\$4.31</b>	<b>\$67.56</b>	<b>0.1</b>	<b>1.5</b>	<b>\$46.01</b>

# 2022 Annual Agency Profile - YWCA Madison Inc. (NTD ID 50524)

## 2022 Funding Breakdown

### Summary of Operating Expenses (OE)

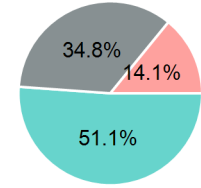
Mode	Operating Expenses	Fare Revenues
Demand Response	\$795,836	\$112,483
<b>Total</b>	<b>\$795,836</b>	<b>\$112,483</b>

### Sources of Operating Funds Expended

Directly Generated	\$406,974
Federal Government	\$276,798
Local Government	\$112,064
State Government	\$0
<b>Total Operating Funds Expended</b>	<b>\$795,836</b>

### Operating Funding Sources

- Directly Generated
- Federal Government
- Local Government
- State Government



### Capital Funding Sources

- Directly Generated
- Federal Government
- Local Government
- State Government

### Sources of Capital Funds Expended

Directly Generated	\$0
Federal Government	\$0
Local Government	\$0
State Government	\$0
<b>Total Capital Funds Expended</b>	<b>\$0</b>

## 2022 Asset Management

Transit Asset Management (TAM) Tier: Tier II TAM Sponsor NTD ID: 5R06

### Metrics

2022 Performance Measure - Asset - 2023 Target (% not in State of Good Repair)

Mode	Average Fleet Age in Years
Demand Response	4.0