

2022 Annual Agency Profile - Hamilton County (NTD ID 50525)

Mailing Address: 1 HAMILTON COUNTY SQUARE
NOBLESVILLE, IN 46060-2228

Website: <https://www.hamiltoncounty.in.gov/>

Geographic Coverage

Primary Urbanized/Rural Area Indianapolis, IN
Service Area Population 356,650
Service Area Sq. Miles 402
Other Areas Served:

Assets

Revenue Vehicles 24
Service Vehicles 0
Facilities 1

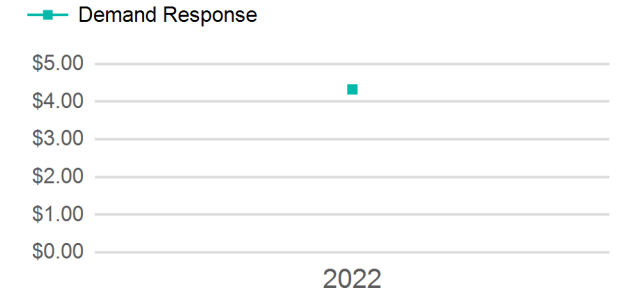
Service Consumed

Annual Unlinked Trips (UPT) 30,416

Service Supplied

Annual Vehicle Revenue Miles (VRM) 228,133
Annual Vehicle Revenue Hours (VRH) 16,461
Vehicles Operated in Maximum Service (VOMS) 15

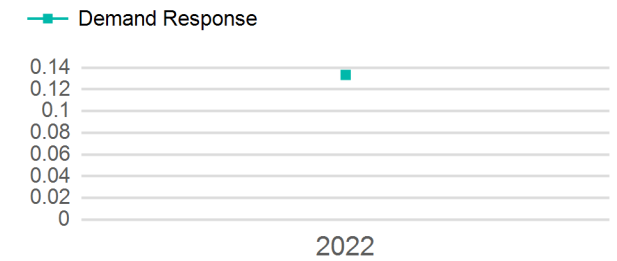
Operating Expenses per Vehicle Revenue Mile



Modal Characteristics

Mode	Annual Unlinked Passenger Trips	Directly Operated VOMS	Purchased Transportation VOMS	Annual Vehicle Revenue Miles	Annual Vehicle Revenue Hours
Demand Response	30,416	0	15	228,133	16,461
Total	30,416	0	15	228,133	16,461

Unlinked Passenger Trip per Vehicle Revenue Mile



Mode	Service Efficiency		Service Effectiveness		
	OE per VRM	OE per VRH	UPT per VRM	UPT per VRH	OE per UPT
Demand Response	\$4.32	\$59.90	0.1	1.8	\$32.42
Total	\$4.32	\$59.90	0.1	1.8	\$32.42

2022 Annual Agency Profile - Hamilton County (NTD ID 50525)

2022 Funding Breakdown

Summary of Operating Expenses (OE)

Mode	Operating Expenses	Fare Revenues
Demand Response	\$986,013	\$128,086
Total	\$986,013	\$128,086

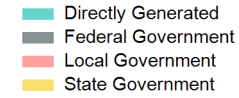
Sources of Operating Funds Expended

Directly Generated	\$128,086
Federal Government	\$857,927
Local Government	\$0
State Government	\$0
Total Operating Funds Expended	\$986,013

Operating Funding Sources



Capital Funding Sources



Sources of Capital Funds Expended

Directly Generated	\$0
Federal Government	\$0
Local Government	\$0
State Government	\$0
Total Capital Funds Expended	\$0

2022 Asset Management

Transit Asset Management (TAM) Tier: Tier II TAM Sponsor NTD ID: A0029

Metrics

2022 Performance Measure - Asset - 2023 Target (% not in State of Good Repair)

Mode	Average Fleet Age in Years
Demand Response	4.5