

2022 Annual Agency Profile - Menominee Indian Tribe of Wisconsin (NTD ID 55228)

Mailing Address: W2908 TRIBAL OFC LOOP RD
KESHENA, WI 54135

Website: <http://www.menominee-nsn.gov/>

Geographic Coverage

Primary Urbanized/Rural Area Wisconsin Non-UZA
Other Areas Served:

Assets

Revenue Vehicles 56
Service Vehicles 4
Facilities 2

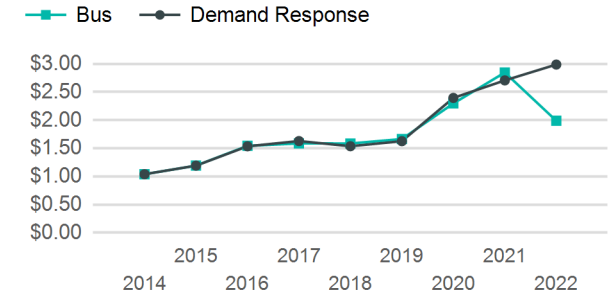
Service Consumed

Annual Unlinked Trips (UPT) 97,225

Service Supplied

Annual Vehicle Revenue Miles (VRM) 854,224
Annual Vehicle Revenue Hours (VRH) 42,279
Vehicles Operated in Maximum Service (VOMS) 31

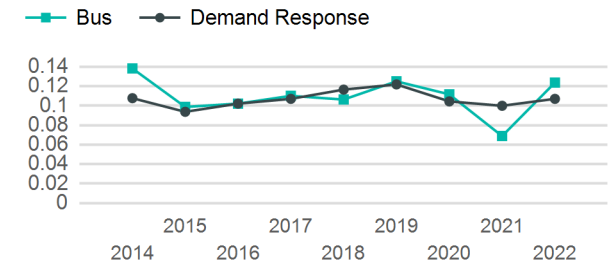
Operating Expenses per Vehicle Revenue Mile



Modal Characteristics

Mode	Annual Unlinked Passenger Trips	Directly Operated VOMS	Purchased Transportation VOMS	Annual Vehicle Revenue Miles	Annual Vehicle Revenue Hours
Demand Response	54,094	19	0	505,602	25,831
Bus	43,131	12	0	348,622	16,448
Total	97,225	31	0	854,224	42,279

Unlinked Passenger Trip per Vehicle Revenue Mile



Mode	Service Efficiency		Service Effectiveness		
	OE per VRM	OE per VRH	UPT per VRM	UPT per VRH	OE per UPT
Demand Response	\$5.98	\$116.98	0.1	2.1	\$55.86
Bus	\$3.98	\$84.34	0.1	2.6	\$32.16
Total	\$5.16	\$104.28	0.1	2.3	\$45.35

2022 Annual Agency Profile - Menominee Indian Tribe of Wisconsin (NTD ID 55228)

2022 Funding Breakdown

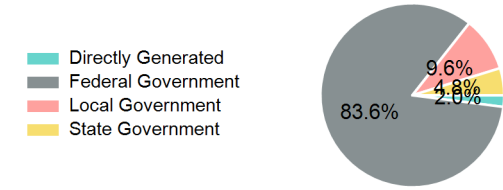
Summary of Operating Expenses (OE)

Mode	Operating Expenses	Fare Revenues
Demand Response	\$3,021,739	\$35,365
Bus	\$1,387,244	\$33,472
Total	\$4,408,983	\$68,837

Sources of Operating Funds Expended

Directly Generated	\$88,966
Federal Government	\$3,687,278
Local Government	\$422,457
State Government	\$210,282
Total Operating Funds Expended	\$4,408,983

Operating Funding Sources



Capital Funding Sources

Sources of Capital Funds Expended

Directly Generated	\$0
Federal Government	\$0
Local Government	\$0
State Government	\$0
Total Capital Funds Expended	\$0



2022 Asset Management

Transit Asset Management (TAM) Tier: Tier II TAM Sponsor NTD ID: 5R06

Metrics

2022 Performance Measure - Asset - 2023 Target (% not in State of Good Repair)

Mode	Average Fleet Age in Years
Demand Response	9.7
Bus	9.7