

2022 Annual Agency Profile - Red Lake Band of the Chippewa (NTD ID 55234)

Mailing Address: 24200 COUNCIL ST
REDLAKE, MN 56671-0095

Website: <http://www.redlakenation.org/>

Geographic Coverage

Primary Urbanized/Rural Area Minnesota Non-UZA

Other Areas Served:

Assets

Revenue Vehicles 5
Service Vehicles 1
Facilities 0

Service Consumed

Annual Unlinked Trips (UPT) 17,005

Service Supplied

Annual Vehicle Revenue Miles (VRM) 177,079
Annual Vehicle Revenue Hours (VRH) 11,335
Vehicles Operated in Maximum Service (VOMS) 8

Modal Characteristics

Mode	Annual Unlinked Passenger Trips	Directly Operated VOMS	Purchased Transportation VOMS	Annual Vehicle Revenue Miles	Annual Vehicle Revenue Hours
Demand Response	10,203	5	0	106,248	6,801
Bus	6,802	3	0	70,831	4,534
Total	17,005	8	0	177,079	11,335

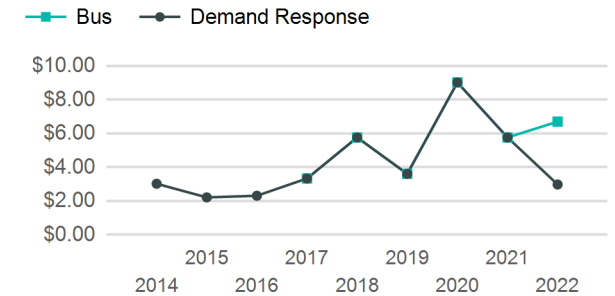
Metrics

Service Efficiency

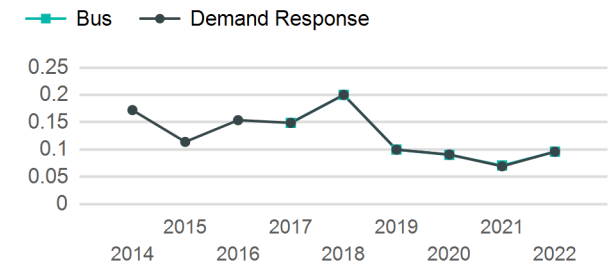
Service Effectiveness

Mode	OE per VRM	OE per VRH	UPT per VRM	UPT per VRH	OE per UPT
Demand Response	\$2.98	\$46.49	0.1	1.5	\$30.99
Bus	\$6.70	\$104.61	0.1	1.5	\$69.73
Total	\$4.46	\$69.74	0.1	1.5	\$46.49

Operating Expenses per Vehicle Revenue Mile



Unlinked Passenger Trip per Vehicle Revenue Mile



2022 Annual Agency Profile - Red Lake Band of the Chippewa (NTD ID 55234)

2022 Funding Breakdown

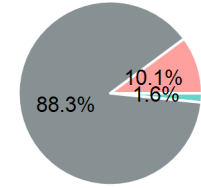
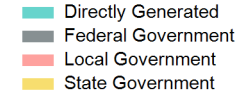
Summary of Operating Expenses (OE)

Mode	Operating Expenses	Fare Revenues
Demand Response	\$316,203	\$5,060
Bus	\$474,305	\$7,590
Total	\$790,508	\$12,650

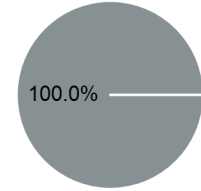
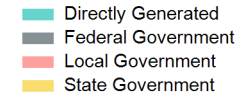
Sources of Operating Funds Expended

Directly Generated	\$12,650
Federal Government	\$697,858
Local Government	\$80,000
State Government	\$0
Total Operating Funds Expended	\$790,508

Operating Funding Sources



Capital Funding Sources



Sources of Capital Funds Expended

Directly Generated	\$0
Federal Government	\$42,700
Local Government	\$0
State Government	\$0
Total Capital Funds Expended	\$42,700

2022 Asset Management

Transit Asset Management (TAM) Tier Tier II

TAM Sponsor NTD ID

Metrics

2022 Performance Measure - Asset - 2023 Target (% not in State of Good Repair)

Equipment - Trucks and other Rubber Tire Vehicles - 0%
Rolling Stock - BU - Bus - 0%
Rolling Stock - VN - Van - 0%

Mode

Demand Response	7.0
Bus	7.0

Average Fleet Age in Years