

2022 Annual Agency Profile - Fond du Lac Reservation (NTD ID 55246)

Mailing Address: 1785 HIGHWAY 210
CARLTON, MN 55718-8161

Website: <http://www.fdlrez.com/>

Geographic Coverage

Primary Urbanized/Rural Area: Minnesota Non-UZA
Other Areas Served:

Service Consumed

Annual Unlinked Trips (UPT): 14,359

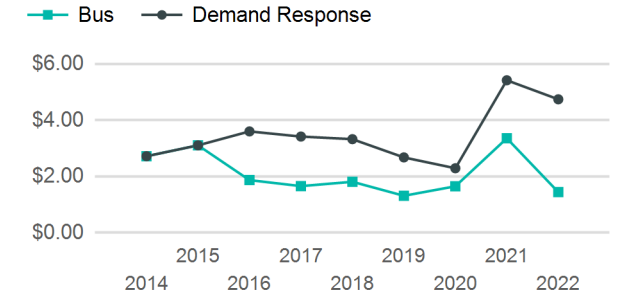
Assets

Revenue Vehicles: 10
Service Vehicles: 0
Facilities: 0

Service Supplied

Annual Vehicle Revenue Miles (VRM): 145,753
Annual Vehicle Revenue Hours (VRH): 9,394
Vehicles Operated in Maximum Service (VOMS): 6

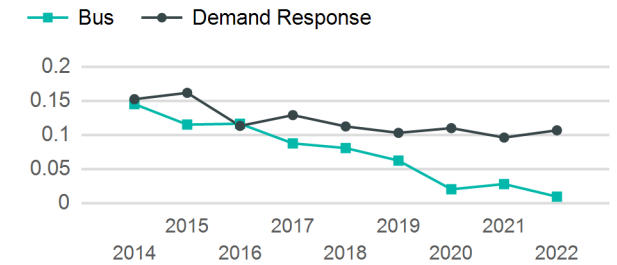
Operating Expenses per Vehicle Revenue Mile



Modal Characteristics

Mode	Annual Unlinked Passenger Trips	Directly Operated VOMS	Purchased Transportation VOMS	Annual Vehicle Revenue Miles	Annual Vehicle Revenue Hours
Demand Response	14,243	5	0	133,441	8,868
Bus	116	1	0	12,312	526
Total	14,359	6	0	145,753	9,394

Unlinked Passenger Trip per Vehicle Revenue Mile



Mode	Service Efficiency		Service Effectiveness		
	OE per VRM	OE per VRH	UPT per VRM	UPT per VRH	OE per UPT
Demand Response	\$4.74	\$71.34	0.1	1.6	\$44.42
Bus	\$1.44	\$33.81	0.0	0.2	\$153.31
Total	\$4.46	\$69.24	0.1	1.5	\$45.30

2022 Annual Agency Profile - Fond du Lac Reservation (NTD ID 55246)

2022 Funding Breakdown

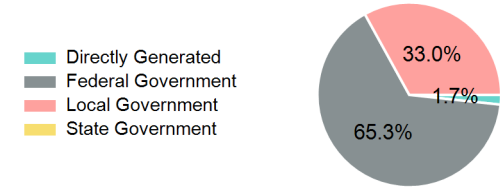
Summary of Operating Expenses (OE)

Mode	Operating Expenses	Fare Revenues
Demand Response	\$632,679	\$10,970
Bus	\$17,784	\$0
Total	\$650,463	\$10,970

Sources of Operating Funds Expended

Directly Generated	\$10,970
Federal Government	\$424,539
Local Government	\$214,954
State Government	\$0
Total Operating Funds Expended	\$650,463

Operating Funding Sources



Capital Funding Sources

Sources of Capital Funds Expended

Directly Generated	\$0
Federal Government	\$0
Local Government	\$0
State Government	\$0
Total Capital Funds Expended	\$0



2022 Asset Management

Transit Asset Management (TAM) Tier Tier II

TAM Sponsor NTD ID

Metrics

2022 Performance Measure - Asset - 2023 Target (% not in State of Good Repair)

Rolling Stock - BU - Bus - 0%
 Rolling Stock - CU - Cutaway - 0%
 Rolling Stock - MV - Minivan - 0%
 Rolling Stock - VN - Van - 0%

Mode	Average Fleet Age in Years
Demand Response	4.3
Bus	4.3