

2022 Annual Agency Profile - Douglas County (Illinois) dba Coles County Council on Aging (NTD ID 55315)

Mailing Address: 11021 E COUNTY ROAD 800N
CHARLESTON, IL 61920-8632

Website: <http://www.dialaridetransit.org/home.html>

Service Consumed

Annual Unlinked Trips (UPT) 10,565

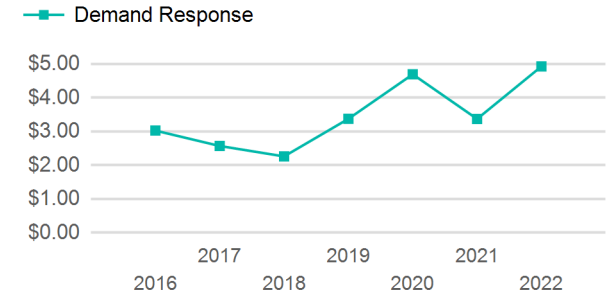
Assets

Revenue Vehicles 3
Service Vehicles 0
Facilities 0

Service Supplied

Annual Vehicle Revenue Miles (VRM) 48,712
Annual Vehicle Revenue Hours (VRH) 1,577
Vehicles Operated in Maximum Service (VOMS) 4

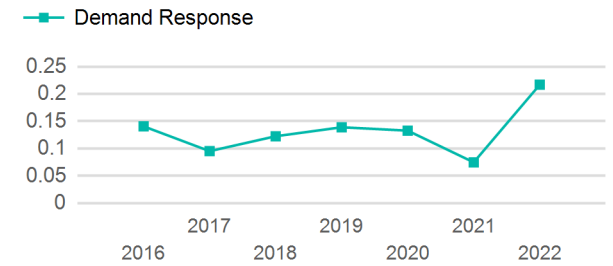
Operating Expenses per Vehicle Revenue Mile



Modal Characteristics

Mode	Annual Unlinked Passenger Trips	Directly Operated VOMS	Purchased Transportation VOMS	Annual Vehicle Revenue Miles	Annual Vehicle Revenue Hours
Demand Response	10,565	4	0	48,712	1,577
Total	10,565	4	0	48,712	1,577

Unlinked Passenger Trip per Vehicle Revenue Mile



Mode	Service Efficiency		Service Effectiveness		
	OE per VRM	OE per VRH	UPT per VRM	UPT per VRH	OE per UPT
Demand Response	\$4.92	\$152.11	0.2	6.7	\$22.71
Total	\$4.92	\$152.11	0.2	6.7	\$22.71

2022 Annual Agency Profile - Douglas County (Illinois) dba Coles County Council on Aging (NTD ID 55315)

2022 Funding Breakdown

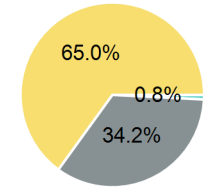
Summary of Operating Expenses (OE)

Mode	Operating Expenses	Fare Revenues
Demand Response	\$239,885	\$1,914
Total	\$239,885	\$1,914

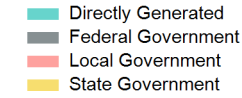
Sources of Operating Funds Expended

Directly Generated	\$1,914
Federal Government	\$82,051
Local Government	\$0
State Government	\$155,920
Total Operating Funds Expended	\$239,885

Operating Funding Sources



Capital Funding Sources



Sources of Capital Funds Expended

Directly Generated	\$0
Federal Government	\$0
Local Government	\$0
State Government	\$0
Total Capital Funds Expended	\$0

2022 Asset Management

Transit Asset Management (TAM) Tier	Tier II	TAM Sponsor NTD ID	5R01
--	---------	---------------------------	------

Metrics

2022 Performance Measure - Asset - 2023 Target (% not in State of Good Repair)

Equipment - Automobiles - 32%
Equipment - Trucks and other Rubber Tire Vehicles - 27%
Facility - Administrative / Maintenance Facilities - 4%
Facility - Passenger / Parking Facilities - 9%
Rolling Stock - AB - Articulated Bus - 68%
Rolling Stock - AO - Automobile - 83%
Rolling Stock - BU - Bus - 19%
Rolling Stock - CU - Cutaway - 28%
Rolling Stock - FB - Ferryboat - 100%
Rolling Stock - MV - Minivan - 70%
Rolling Stock - VN - Van - 14%

Mode	Average Fleet Age in Years
Demand Response	5.7