

2022 Annual Agency Profile - Pioneer Resources - Muskegon (NTD ID 55323)

Mailing Address: 1145 E WESLEY AVE
MUSKEGON, MI 49442-2100

Website: <http://www.pioneerresources.org/>

Service Consumed

Annual Unlinked Trips (UPT) 7,262

Michigan Non-UZA

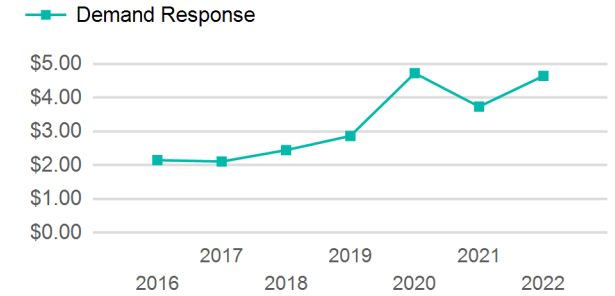
Assets

Revenue Vehicles 64
Service Vehicles 3
Facilities 1

Service Supplied

Annual Vehicle Revenue Miles (VRM) 38,225
Annual Vehicle Revenue Hours (VRH) 2,741
Vehicles Operated in Maximum Service (VOMS) 5

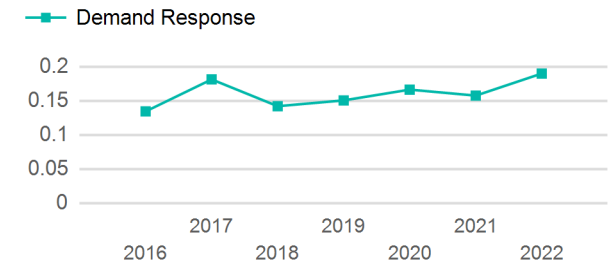
Operating Expenses per Vehicle Revenue Mile



Modal Characteristics

Mode	Annual Unlinked Passenger Trips	Directly Operated VOMS	Purchased Transportation VOMS	Annual Vehicle Revenue Miles	Annual Vehicle Revenue Hours
Demand Response	7,262	5	0	38,225	2,741
Total	7,262	5	0	38,225	2,741

Unlinked Passenger Trip per Vehicle Revenue Mile



Metrics

Service Efficiency

Service Effectiveness

Mode	OE per VRM	OE per VRH	UPT per VRM	UPT per VRH	OE per UPT
Demand Response	\$4.64	\$64.74	0.2	2.6	\$24.43
Total	\$4.64	\$64.74	0.2	2.6	\$24.43

2022 Annual Agency Profile - Pioneer Resources - Muskegon (NTD ID 55323)

2022 Funding Breakdown

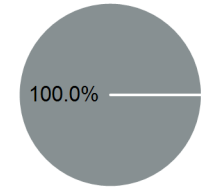
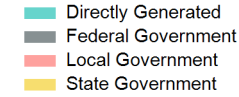
Summary of Operating Expenses (OE)

Mode	Operating Expenses	Fare Revenues
Demand Response	\$177,442	\$0
Total	\$177,442	\$0

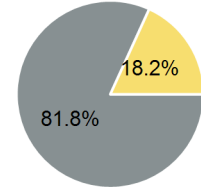
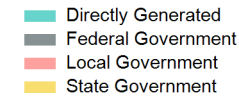
Sources of Operating Funds Expended

Directly Generated	\$0
Federal Government	\$177,442
Local Government	\$0
State Government	\$0
Total Operating Funds Expended	\$177,442

Operating Funding Sources



Capital Funding Sources



Sources of Capital Funds Expended

Directly Generated	\$0
Federal Government	\$714,242
Local Government	\$0
State Government	\$158,678
Total Capital Funds Expended	\$872,920

2022 Asset Management

Transit Asset Management (TAM) Tier Tier II

TAM Sponsor NTD ID 5R03

Metrics

Mode	Average Fleet Age in Years
Demand Response	5.2

2022 Performance Measure - Asset - 2023 Target (% not in State of Good Repair)

Equipment - Automobiles - 50%
 Equipment - Trucks and other Rubber Tire Vehicles - 50%
 Facility - Administrative / Maintenance Facilities - 5%
 Facility - Passenger / Parking Facilities - 5%
 Rolling Stock - AO - Automobile - 10%
 Rolling Stock - BU - Bus - 15%
 Rolling Stock - CU - Cutaway - 10%
 Rolling Stock - FB - Ferryboat - 40%
 Rolling Stock - MV - Minivan - 10%
 Rolling Stock - SB - School Bus - 33%
 Rolling Stock - SV - Sports Utility Vehicle - 10%
 Rolling Stock - VN - Van - 10%