

# 2022 Annual Agency Profile - Comanche Nation dba Comanche Nation Transit (NTD ID 60005)

**Mailing Address:** 584 NW BINGO RD  
LAWTON, OK 73507-1214

**Website:** <http://www.:https://comanchenation.com/departments/family-services/transit>

## Geographic Coverage

**Primary Urbanized/Rural Area** Oklahoma Non-UZA

### Other Areas Served:

Lawton, OK

## Assets

**Revenue Vehicles** 17  
**Service Vehicles** 2  
**Facilities** 1

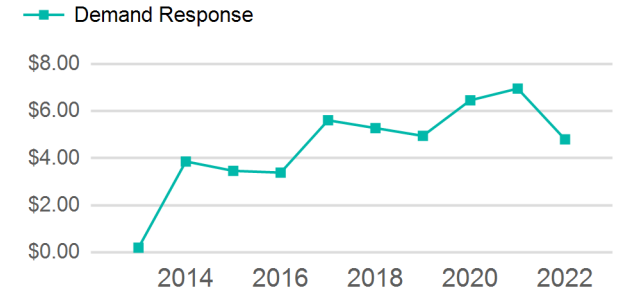
## Service Consumed

**Annual Unlinked Trips (UPT)** 30,545

## Service Supplied

**Annual Vehicle Revenue Miles (VRM)** 267,991  
**Annual Vehicle Revenue Hours (VRH)** 14,200  
**Vehicles Operated in Maximum Service (VOMS)** 12

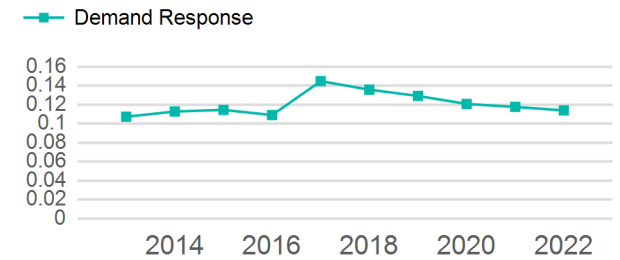
## Operating Expenses per Vehicle Revenue Mile



## Modal Characteristics

Mode	Annual Unlinked Passenger Trips	Directly Operated VOMS	Purchased Transportation VOMS	Annual Vehicle Revenue Miles	Annual Vehicle Revenue Hours
Demand Response	30,545	12	0	267,991	14,200
<b>Total</b>	<b>30,545</b>	<b>12</b>	<b>0</b>	<b>267,991</b>	<b>14,200</b>

## Unlinked Passenger Trip per Vehicle Revenue Mile



Mode	Service Efficiency		Service Effectiveness		
	OE per VRM	OE per VRH	UPT per VRM	UPT per VRH	OE per UPT
Demand Response	\$5.71	\$107.73	0.1	2.2	\$50.08
<b>Total</b>	<b>\$5.71</b>	<b>\$107.73</b>	<b>0.1</b>	<b>2.2</b>	<b>\$50.08</b>

# 2022 Annual Agency Profile - Comanche Nation dba Comanche Nation Transit (NTD ID 60005)

## 2022 Funding Breakdown

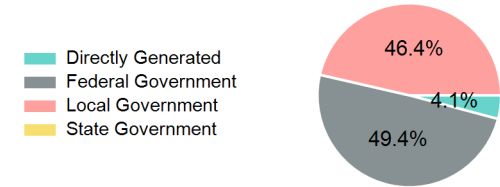
### Summary of Operating Expenses (OE)

Mode	Operating Expenses	Fare Revenues
Demand Response	\$1,529,728	\$63,422
<b>Total</b>	<b>\$1,529,728</b>	<b>\$63,422</b>

### Sources of Operating Funds Expended

Directly Generated	\$63,422
Federal Government	\$756,356
Local Government	\$709,950
State Government	\$0
<b>Total Operating Funds Expended</b>	<b>\$1,529,728</b>

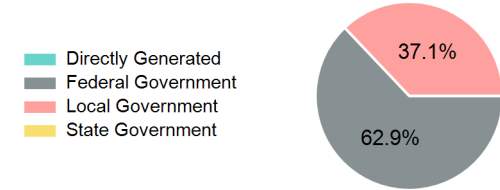
### Operating Funding Sources



### Sources of Capital Funds Expended

Directly Generated	\$0
Federal Government	\$220,500
Local Government	\$130,050
State Government	\$0
<b>Total Capital Funds Expended</b>	<b>\$350,550</b>

### Capital Funding Sources



Transit Asset Management (TAM) Tier Tier II

## 2022 Asset Management

TAM Sponsor NTD ID

### Metrics

#### 2022 Performance Measure - Asset - 2023 Target (% not in State of Good Repair)

Equipment - Trucks and other Rubber Tire Vehicles - 50%  
 Facility - Administrative / Maintenance Facilities - 0%  
 Rolling Stock - MV - Minivan - 0%  
 Rolling Stock - VN - Van - 13%

Mode	Average Fleet Age in Years
Demand Response	3.0