

2022 Annual Agency Profile - St. Tammany Parish Government dba STAR Transit (NTD ID 60109)

Mailing Address: 21490 KOOP DR
MANDEVILLE, LA 70471-7506

Website: <http://www.stpgov.org/residents/transportation>

Geographic Coverage

Primary Urbanized/Rural Area Slidell, LA
Service Area Population 264,570
Service Area Sq. Miles 127
Other Areas Served:
 Mandeville--Covington, LA, Louisiana Non-UZA

Assets

Revenue Vehicles 26
Service Vehicles 0
Facilities 9

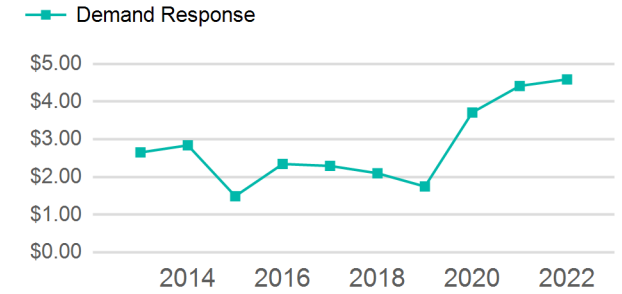
Service Consumed

Annual Unlinked Trips (UPT) 43,817

Service Supplied

Annual Vehicle Revenue Miles (VRM) 232,316
Annual Vehicle Revenue Hours (VRH) 25,405
Vehicles Operated in Maximum Service (VOMS) 26

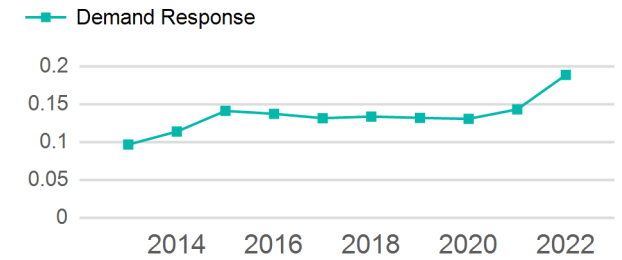
Operating Expenses per Vehicle Revenue Mile



Modal Characteristics

Mode	Annual Unlinked Passenger Trips	Directly Operated VOMS	Purchased Transportation VOMS	Annual Vehicle Revenue Miles	Annual Vehicle Revenue Hours
Demand Response	43,817	0	26	232,316	25,405
Total	43,817	0	26	232,316	25,405

Unlinked Passenger Trip per Vehicle Revenue Mile



Mode	Service Efficiency		Service Effectiveness		
	OE per VRM	OE per VRH	UPT per VRM	UPT per VRH	OE per UPT
Demand Response	\$9.18	\$83.93	0.2	1.7	\$48.66
Total	\$9.18	\$83.93	0.2	1.7	\$48.66

2022 Annual Agency Profile - St. Tammany Parish Government dba STAR Transit (NTD ID 60109)

2022 Funding Breakdown

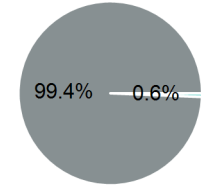
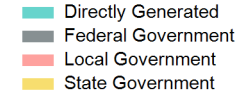
Summary of Operating Expenses (OE)

Mode	Operating Expenses	Fare Revenues
Demand Response	\$2,132,330	\$14,018
Total	\$2,132,330	\$14,018

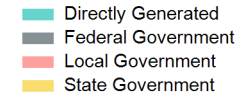
Sources of Operating Funds Expended

Directly Generated	\$14,018
Federal Government	\$2,155,552
Local Government	\$0
State Government	\$0
Total Operating Funds Expended	\$2,169,570

Operating Funding Sources



Capital Funding Sources



Sources of Capital Funds Expended

Directly Generated	\$0
Federal Government	\$0
Local Government	\$0
State Government	\$0
Total Capital Funds Expended	\$0

2022 Asset Management

Transit Asset Management (TAM) Tier Tier II

TAM Sponsor NTD ID

Metrics

2022 Performance Measure - Asset - 2023 Target (% not in State of Good Repair)

Facility - Passenger / Parking Facilities - 0%
 Rolling Stock - CU - Cutaway - 0%

Mode	Average Fleet Age in Years
Demand Response	4.5