

2022 Annual Agency Profile - SPAN, Incorporated (NTD ID 60116)

Mailing Address: 1800 MALONE ST
DENTON, TX 76201-1746

Website: <http://span-transit.org/>

Geographic Coverage

Primary Urbanized/Rural Area Denton--Lewisville, TX
Service Area Population 859,064
Service Area Sq. Miles 878
Other Areas Served:
 Dallas--Fort Worth--Arlington, TX, Texas Non-UZA

Assets

Revenue Vehicles 31
Service Vehicles 3
Facilities 1

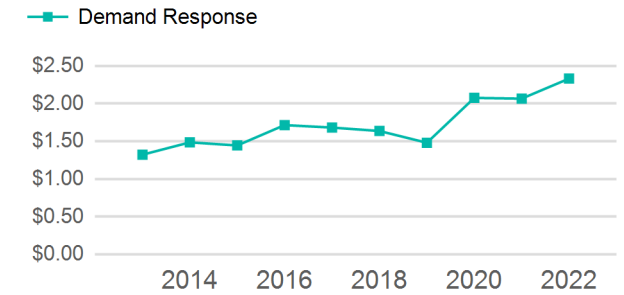
Service Consumed

Annual Unlinked Trips (UPT) 40,498

Service Supplied

Annual Vehicle Revenue Miles (VRM) 557,102
Annual Vehicle Revenue Hours (VRH) 25,237
Vehicles Operated in Maximum Service (VOMS) 26

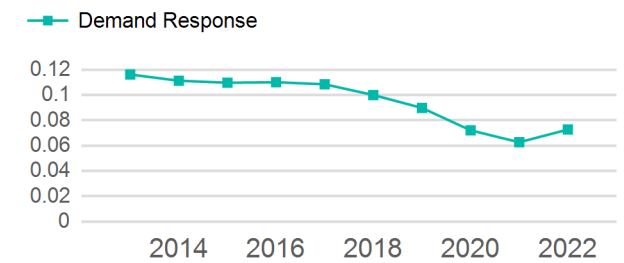
Operating Expenses per Vehicle Revenue Mile



Modal Characteristics

Mode	Annual Unlinked Passenger Trips	Directly Operated VOMS	Purchased Transportation VOMS	Annual Vehicle Revenue Miles	Annual Vehicle Revenue Hours
Demand Response	40,498	26	0	557,102	25,237
Total	40,498	26	0	557,102	25,237

Unlinked Passenger Trip per Vehicle Revenue Mile



Mode	Service Efficiency		Service Effectiveness		
	OE per VRM	OE per VRH	UPT per VRM	UPT per VRH	OE per UPT
Demand Response	\$4.65	\$102.60	0.1	1.6	\$63.94
Total	\$4.65	\$102.60	0.1	1.6	\$63.94

2022 Annual Agency Profile - SPAN, Incorporated (NTD ID 60116)

2022 Funding Breakdown

Summary of Operating Expenses (OE)

Mode	Operating Expenses	Fare Revenues
Demand Response	\$2,589,273	\$127,252
Total	\$2,589,273	\$127,252

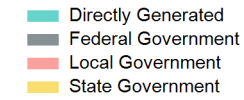
Sources of Operating Funds Expended

Directly Generated	\$167,903
Federal Government	\$2,064,245
Local Government	\$55,842
State Government	\$301,283
Total Operating Funds Expended	\$2,589,273

Operating Funding Sources



Capital Funding Sources



Sources of Capital Funds Expended

Directly Generated	\$0
Federal Government	\$139,095
Local Government	\$0
State Government	\$0
Total Capital Funds Expended	\$139,095

2022 Asset Management

Transit Asset Management (TAM) Tier	Tier II	TAM Sponsor NTD ID	6R05
--	---------	---------------------------	------

Metrics

2022 Performance Measure - Asset - 2023 Target
(% not in State of Good Repair)

Mode	Average Fleet Age in Years
Demand Response	4.5