

2022 Annual Agency Profile - North Central Regional Transit District (NTD ID 60138)

Mailing Address: 1327 N RIVERSIDE DR
ESPANOLA, NM 87532-9510

Website: <http://www.ncrtd.org>

Geographic Coverage

Primary Urbanized/Rural Area Santa Fe, NM
Service Area Population 289,292
Service Area Sq. Miles 10,119
Other Areas Served:
 New Mexico Non-UZA

Assets

Revenue Vehicles 57
Service Vehicles 18
Facilities 8

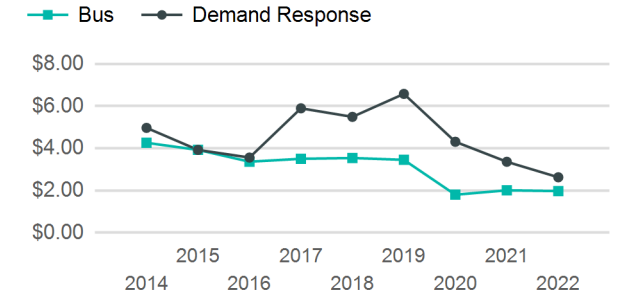
Service Consumed

Annual Unlinked Trips (UPT) 100,533

Service Supplied

Annual Vehicle Revenue Miles (VRM) 1,071,747
Annual Vehicle Revenue Hours (VRH) 46,699
Vehicles Operated in Maximum Service (VOMS) 20

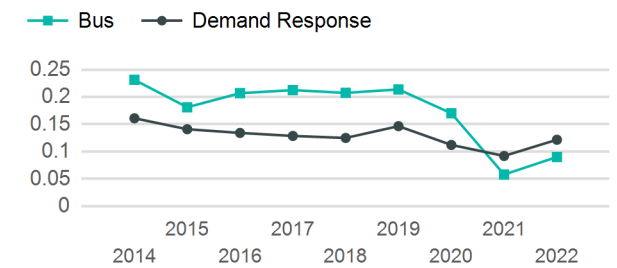
Operating Expenses per Vehicle Revenue Mile



Modal Characteristics

Mode	Annual Unlinked Passenger Trips	Directly Operated VOMS	Purchased Transportation VOMS	Annual Vehicle Revenue Miles	Annual Vehicle Revenue Hours
Demand Response	15,590	6	0	128,232	11,244
Bus	84,943	14	0	943,515	35,455
Total	100,533	20	0	1,071,747	46,699

Unlinked Passenger Trip per Vehicle Revenue Mile



Metrics

Service Efficiency

Service Effectiveness

Mode	OE per VRM	OE per VRH	UPT per VRM	UPT per VRH	OE per UPT
Demand Response	\$5.26	\$59.95	0.1	1.4	\$43.24
Bus	\$3.95	\$105.01	0.1	2.4	\$43.83
Total	\$4.10	\$94.16	0.1	2.2	\$43.74

2022 Annual Agency Profile - North Central Regional Transit District (NTD ID 60138)

2022 Funding Breakdown

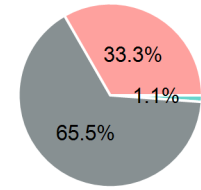
Summary of Operating Expenses (OE)

Mode	Operating Expenses	Fare Revenues
Demand Response	\$674,098	\$0
Bus	\$3,723,147	\$4,610
Total	\$4,397,245	\$4,610

Sources of Operating Funds Expended

Directly Generated	\$50,378
Federal Government	\$2,881,939
Local Government	\$1,464,928
State Government	\$0
Total Operating Funds Expended	\$4,397,245

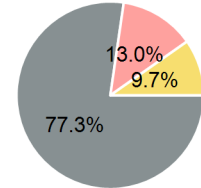
Operating Funding Sources



Sources of Capital Funds Expended

Directly Generated	\$0
Federal Government	\$6,539,229
Local Government	\$1,096,609
State Government	\$823,455
Total Capital Funds Expended	\$8,459,293

Capital Funding Sources



2022 Asset Management

Transit Asset Management (TAM) Tier: Tier II TAM Sponsor NTD ID: 6R03

Metrics

2022 Performance Measure - Asset - 2023 Target (% not in State of Good Repair)

Mode	Average Fleet Age in Years
Demand Response	7.5
Bus	5.5